



SEAT BELTS


 Do not allow any water, cleaning products, or fabric from cloths to enter the seat belt mechanism. Any substance which enters the mechanism may affect the performance of the seat belt in an impact.

Extend the seat belts fully, then use warm water and a non-detergent soap to clean. Allow the seat belts to dry naturally while fully extended and do not allow the belts to retract until fully dry.

Note: While cleaning the seat belt, take the opportunity to examine the webbing for damage and wear. Any wear or damage should be reported to, and rectified by your Retailer/Authorised Repairer.

AIRBAG MODULE COVERS

 Airbag covers should only be cleaned using a slightly dampened cloth, and a small amount of upholstery cleaner.


 Any substance which enters the mechanism, can prevent correct deployment of an airbag during an impact.


CARPET AND MATS

Marks or stains can be removed by gentle scrubbing with a weak solution of soap and warm water.

For more stubborn stains, a commercially available carpet cleaner should be used.


CLEANING SCREENS AND DISPLAYS

 Do not use upholstery cleaner on electrical equipment such as fascia switches.

 When cleaning around electrical equipment, such as switches, make sure fluids do not leak into any gaps around the components or between panels or trim.


- Clean with the cloth provided with the vehicle.
- Do not use chemical agents or domestic cleaners.
- Do not allow sharp, hard or abrasive objects to make contact with screens.
- Avoid exposing screens to direct sunlight for long periods.
- To prevent errors occurring, make sure only one finger at a time is in contact with the Touch screen.
- Do not use excessive pressure.

WIPER BLADES

 Do not use excessive pressure.

Heavy contamination on the wiper blades should be removed using a soft, damp sponge or cloth.

BLOCKED WASHER JETS

 Do not operate the washer jets during unblocking or adjustment. Windscreen washer fluid may cause irritation to the eyes and skin. Always read and observe the washer fluid manufacturer's instructions.

If a washer jet becomes blocked, use a thin strand of wire to unblock it, by inserting the wire into the jet. Make sure the wire is completely removed after unblocking.