



STARTING THE ENGINE

 **Never start the engine, or leave it running, when the vehicle is in an enclosed space. Exhaust gases are poisonous and can cause unconsciousness and death if inhaled.**

 If the engine fails to start, do not continue cranking, as this will discharge the battery. It may also damage the catalytic converter due to unburnt fuel passing through the exhaust.

Note: *The Smart key may not be detected if it is placed within a metal container, or if it is shielded by a device with a back-lit LCD screen, such as a smart phone, laptop (including when inside a laptop bag), games console, etc. Keep the Smart key clear of such devices when attempting Keyless entry or Keyless start backup.*

To start the engine:

1. Make sure a valid Smart key is inside the vehicle.
2. Make sure Park (P) is selected.
3. Press the brake pedal firmly.
4. Press and release the engine **START/STOP** button. See **376, DRIVER CONTROLS**.

Note: *For vehicles with a diesel engine, the delay period before cranking begins will be longer in low ambient temperatures. This is due to extended glow plug operation. During this extended delay, the brake pedal must remain firmly pressed.*

Once the engine starts, release the brake pedal, if it is safe to do so.

Note: *For vehicles fitted with the Active exhaust feature, also see **123, ACTIVE EXHAUST**.*


SWITCHING OFF THE ENGINE

To switch off the engine while the vehicle is stationary:

1. Apply the Electric Parking Brake (EPB).
2. Make sure that Park (P) is selected.
3. Press and release the engine **START/STOP** button.

The engine now stops, but the vehicle's ignition system remains on.

To switch off the engine while the vehicle is moving:

 It is not advisable to switch off the engine while the vehicle is moving. However, if a situation arises where engine switch off is urgent, the following procedure applies:


1. Press and hold the engine **START/STOP** button for longer than 2 seconds, or
2. Press and release the engine **START/STOP** button twice within 3 seconds.

With either method, the message **Engine Stop Button Pressed** is displayed in the Message centre.

SWITCHING ON THE IGNITION

To switch on the vehicle's ignition system without starting the engine:

1. Make sure that a valid Smart key is inside the vehicle, and that the brake pedal is not pressed.

 If the brake pedal is pressed when the engine **START/STOP** button is pressed, the engine will start.