



 Do not fit a child restraint to the front passenger seat if the airbag warning lamp illuminates continuously with the ignition on. See 60, AIRBAG (AMBER).


 The passenger airbag must be disabled when a rearward-facing child restraint is fitted to the front passenger seat.

## AIRBAG SERVICE INFORMATION

 Phone systems should only be installed by qualified persons familiar with the operation of, and requirements for, vehicles fitted with a Supplementary Restraint System (SRS). If you are in any doubt, seek advice from your Retailer/Authorised Repairer.

 Do not attempt to service, repair, replace, modify, or tamper with, any part of the SRS. This includes wiring or components in the vicinity of SRS components. Doing so may cause the system to trigger, or render the system inoperative.

 Do not use any electrical test equipment or devices in the vicinity of SRS components or wiring. Doing so may cause the system to trigger, or render the system inoperative.

 For your safety, all of the following operations should only be carried out by a Retailer/Authorised Repairer, or suitably qualified person:

- Removal, or repair, of any wiring or component in the vicinity of any SRS components.

- Fitment of electrical, or electronic, equipment and accessories.
- Modification to the front or sides of the vehicle's exterior.
- Attachment of accessories to the front or sides of the vehicle.

Always contact your Retailer/Authorised Repairer if:

- An airbag inflates.
- The front or sides of the vehicle are damaged.
- Any part of the airbag SRS shows signs of cracking or damage, including the trim covering the airbags.

## DISABILITY MODIFICATIONS

Occupants with disabilities which may require the vehicle to be modified, must contact a Retailer/Authorised Repairer before any modifications are made.