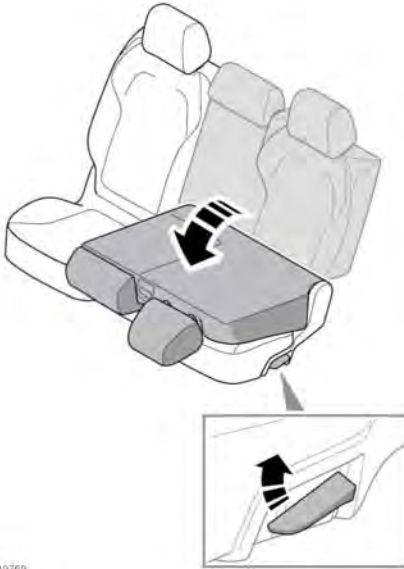


Rear seats


The split-fold rear seat can be folded to accommodate large loads, or partially folded to accommodate large loads and still retain seating for passengers.




E149769

To fold the seatback: Raise the release lever, the seatback will fold down against the seat cushion.

To raise the seatback: Lift the seatback, and raise it to the upright position, making sure the seatback is locked firmly into the upright position.

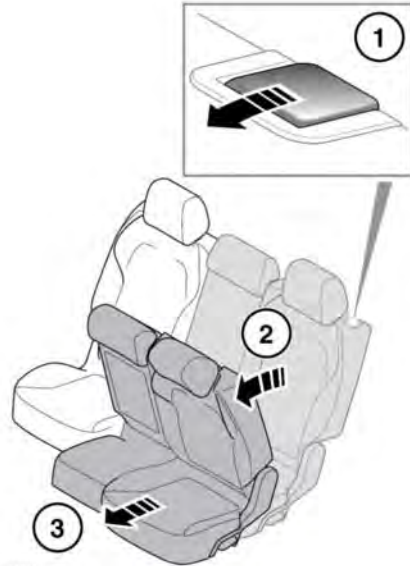
 **Make sure that when the seatback is raised, the locking mechanism is fully engaged.**

 **When raising the seatback, make sure that the seat belts are correctly routed into the seat belt guides and not trapped behind the seats.**



Make sure the head restraints are raised to the correct position before the seats are used by a passenger.

REAR SEAT ACCESS



E 150895

To access the third row seats:

1. Pull the seatback lever forwards.
2. Fold the seatback forwards.
3. Slide the seat forwards.

To return the seat to the upright position, slide the seat rearward and raise the seatback until the latching mechanism clicks into position.



Make sure that when the seatback is raised, the locking mechanism is fully engaged.