



Note: **P** can be selected from any gear selector position.

Note: If the engine is switched off with Neutral (**N**) selected, the system will wait for 10 minutes before selecting **P**. This procedure only allows the vehicle to be conveyed through a car wash and should not be used for vehicle recovery purposes.

2. When the vehicle is stationary, press the brake pedal before selecting Drive (**D**), Neutral (**N**) or Reverse (**R**).
3. With the brake pedal still applied, press the release button to allow the gear selector to be moved:
 - A rearward movement to select **D**.
 - A short forward movement to select **N**.
 - A longer forward movement to select **R**.

 Never select **R** while the vehicle is in forward motion. Doing so can result in serious transmission damage.

 Never select a forward gear while the vehicle is moving backwards. Doing so can result in serious transmission damage.

Note: The release button is required for all gear selections, except for when selecting **N** from **D** or **R** and selecting **S** from **D** or **D** from **S**.

4. While in **D**, move the gear selector one side movement to select **S**.

Note: Reverse this action to return to **D**.


5. While in Sport (**S**), manual selection of the gears can be made by pulling the gear selector back for upshifts and pushing forward for downshifts.

Manual gear selection status is displayed in the Message centre. The relevant gear selector LED indicator will indicate the status of manual gear selection:

- Continuous illumination confirms the driver's gear change request has been recognised and selected.
 - On/off flashing confirms the driver's gear change request has been recognised but not selected.
6. Commandshift gear selector paddles: Allow manual gear selection while in **D** or **S**. Operate the left paddle for downshifts and the right paddle for upshifts. Pull the paddle briefly to change gear. To exit manual mode, pull and hold the right paddle for approximately one second to return directly to previous automatic operation in **D** or **S**.

Note: If continued use of the Commandshift gear selector paddles is required, select **S**.

Note: The gear shift paddles can be configured to be active in both **D** and **S** or active in **S** only, via the vehicle settings/set-up. See **53, INSTRUMENT PANEL MENU**.

-  Do not allow the vehicle to remain stationary with a drive gear selected and the engine running. If the engine is to idle for a prolonged period, select **N** and apply the EPB.

MANUAL GEAR SELECTION

The gear shift paddles can be configured to be active in both Drive (**D**) and Sport (**S**) or active in **S** only, via the vehicle settings/set-up. See **53, INSTRUMENT PANEL MENU**.