






THE EXTERIOR


 **Following cleaning of the vehicle's exterior (particularly with a pressure washer), it is recommended that the vehicle is taken for a short drive to dry out the brakes.**


 To prevent damage to your vehicle when using a valeting service, make sure to advise them of the cleaning instructions contained within the Owner's handbook.


 Remove any heavy deposits of mud and dirt with a hose, before washing the vehicle.


 Some high pressure cleaning systems are sufficiently powerful, to penetrate suspension joints, door/window seals and damage trim and door locks. Never aim the water jet directly at any cameras, the engine air intake, heater air intakes, body seals (doors, sunroof, windows, etc.) or at any components which may be damaged (lights, mirrors, exterior trim, suspension seals and gaiters, etc.). Make sure the pressure washer nozzle is always at a distance of more than 300 mm away from any component of the vehicle.

 Do not use a power wash system in the engine bay area.

 Substances which are corrosive, such as bird droppings, can damage the vehicle's paintwork and should be removed as soon as possible.


 Use only cleaning products approved for use on vehicles.

 Do not apply polish to any unpainted areas of bumper mouldings. It will become ingrained in the textured finish.

 When lifting the wiper blades for cleaning, use the Winter park position to avoid damage to the vehicle. See **71, WINTER PARK POSITION**.

Make sure that the sunroof channels are kept clean to allow continued smooth operation of the mechanism.

SENSORS AND CAMERAS

 When washing the vehicle, do not aim high pressure water jets directly at any of the sensors and cameras. Do not use abrasive materials or hard/sharp objects to clean the sensors and cameras. Only use approved vehicle shampoo.

Park assist and Parking aid sensors should be kept clean to maintain accuracy and performance.


If required, the cameras should be cleaned using a cloth moistened with a small amount of glass-cleaning product.

UNDER BODY MAINTENANCE

Regularly flush the under body with plain, clean water, and pay particular attention to areas where mud and debris collect.

If damage or corrosion are detected, have the vehicle checked by a Retailer/ Authorised Repairer as soon as possible.

ENGINE COMPARTMENT

 Do not use a high pressure washer or steam cleaner in the engine compartment.