

E161701

1. Using a flat-bladed screwdriver, or similar, release the latch (arrowed).
2. Return the transmission park release mechanism to its flat (folded) position.
3. Turn the locking mechanism 90° clockwise.

When the transmission park release mechanism has been deactivated, refit the access panel and cup holder inserts.

## STEERING COLUMN UNLOCKING

- ⓘ During vehicle recovery, the Smart key must remain inside the vehicle and the ignition must be switched on to make sure that the steering column is unlocked.

## OFF-ROAD RECOVERY

- ⚠ If the towing eyes are to be used for off-road recovery, it is essential that off-road driver training, covering recovery techniques, is undertaken.

Further information on off-road driving can be found at: [www.landrover.com](http://www.landrover.com).

## TRANSPORTING THE VEHICLE


The recommended method for recovery/transporting the vehicle is by a trailer designed for that purpose.


Always use qualified persons to perform recovery and to make sure that the vehicle is secured correctly.


- ⚠ **WARNING: Use extreme caution when moving or towing the vehicle. Death or serious injury may occur.**
- ⓘ If the vehicle's electronics are operational, the Air suspension must be set to access height, before securing the vehicle to a recovery vehicle or trailer. See **143, ACCESS HEIGHT**.


## TOWING THE VEHICLE ON FOUR WHEELS


The vehicle should be recovered with all four wheels clear of the ground, i.e., on a trailer. However, if the vehicle cannot be recovered by using the correct method, in an emergency, the vehicle can be towed on all four wheels for a short distance. Please adhere to the following guidelines:


 The recovery agent **MUST** activate the Transmission park release mechanism before towing commences. This procedure is covered in a separate publication for service personnel.


 If transmission Neutral (N) is selected and the engine is then switched off, the transmission will automatically select Park (P) after 10 minutes has elapsed. At this point, if the Transmission park release mechanism has not been activated and the vehicle is being towed, serious damage to the transmission will result. There is also a danger to personal safety.


 If the engine cannot be used during towing, there will be no power assistance to the braking system. This will result in a much greater effort to stop the vehicle and in a greatly increased stopping distance.

 If the vehicle's battery is to be disconnected, the steering column must be unlocked first. It is not possible to unlock the steering column with the battery disconnected.


 Always make sure that the steering column is unlocked prior to recovery.

 Only tow the vehicle in a forward direction with all four wheels on the ground. Towing in a reverse direction or with only two wheels on the ground, will cause serious damage to the transmission.

 Do not tow the vehicle for more than 50 km (30 miles). Do not exceed 50 km/h (30 mph). Towing for a greater distance or at a higher speed may result in serious damage to the transmission.

 Do not tow the vehicle if the transmission cannot be set in Neutral (N), or if the rear electronic differential has failed in the locked position.

The following procedure must be carried out carefully to prevent damage to the vehicle:

1. Secure the towing attachment from the recovery vehicle, to the front towing eye. See **317, FRONT TOWING EYE**.
  2. With the Electric Parking Brake (EPB) applied, switch on the ignition and make sure that the steering lock is disengaged.
  3. Apply the brake pedal and rotate the selector to Neutral (N).
  4. Activate the Transmission park release mechanism.
  5. Leave the Smart key in a secure place inside the vehicle.
  6. Release the EPB before towing the vehicle.
-  Leaving the ignition switched on for extended periods will drain the vehicle's battery.