




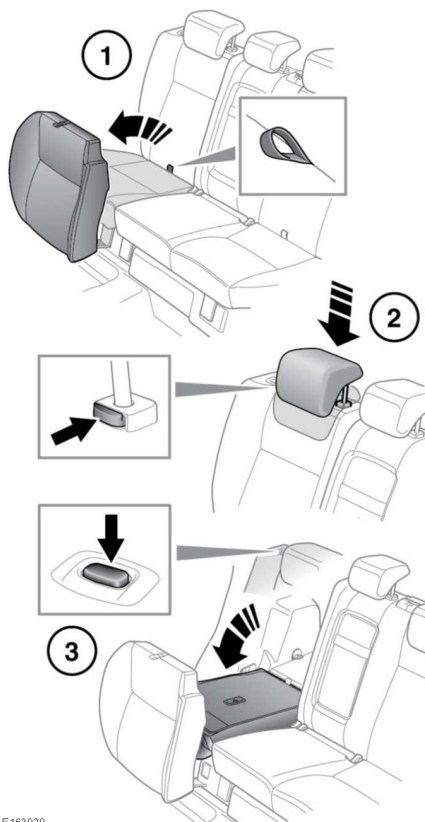


## FOLDING THE REAR SEATS

-  Always make sure that objects carried in the vehicle are secured properly.
-  Never allow passengers to travel in the loadspace under any circumstances.
-  Make sure that when the seatback is raised, the locking mechanism is fully engaged.
-  When raising the rear seatbacks, make sure the seat belts are correctly routed and not trapped behind the seats.
-  Make sure the head restraints are raised to the correct position before the seats are used by a passenger.

## FOLDING AND RAISING THE FIXED SEATS

The split folding rear seats can be folded completely to accommodate large loads, or partially to accommodate large loads and still retain seating for passengers.



E 163929

Fold part or all of the seat, as follows:

1. Pull the strap on the required cushion(s), to raise to the vertical position.
2. Fully lower the head restraints.
3. Press the seatback release button(s), then lower the seatback(s) until locked into place.