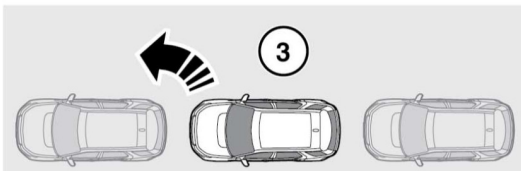
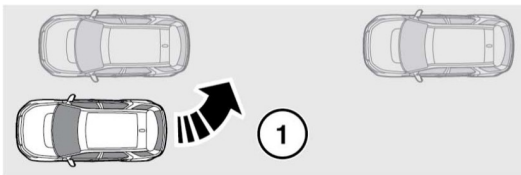
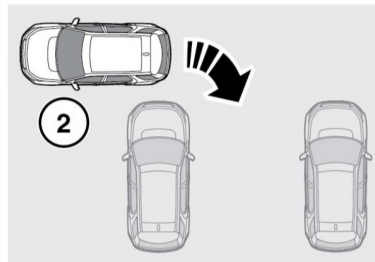


PARK ASSIST



E160697



Park assist is an aid to manoeuvring the vehicle in and out of parking spaces, and parking bays. Park assist takes control of the vehicle's steering system to manoeuvre the vehicle.

! The driver must maintain full control of the accelerator and brake throughout the parking manoeuvre.

Note: A Park assist manoeuvre can be cancelled at any point, by holding/turning the steering wheel or by pressing the Park assist button.

Park assist comprises 3 different features:

1. Parallel parking: For reversing into a parking space that is parallel to the vehicle.
2. Perpendicular parking: For reversing into a parking space that is at 90° to the vehicle.
3. Parking exit: For exiting from a parallel parking space.

All Park assist instructions are displayed in the Message centre.



Park assist sensors may not detect moving objects, such as children and animals, until they are dangerously close. Always use extreme caution when manoeuvring and always use your mirrors.



Park assist is a driving aid only. It remains the driver's responsibility to drive with due care and attention during parking manoeuvres.



Park assist sensors may not detect some obstructions, e.g., narrow posts, small objects close to the ground, mesh fences and, in some circumstances, bicycles or motor cycles parked alongside the kerb.



All sensors must be kept clean and free from debris or obstructions, e.g., leaves, mud, snow, ice, frost or insects. Failure to keep the sensors clean may result in sensor miscalculation or false indications.