



INTERIOR PROTECTION

The Interior protection feature of the Full alarm system may be temporarily disabled via the **Vehicle Set-Up** menu. See **46, INSTRUMENT PANEL MENU**.

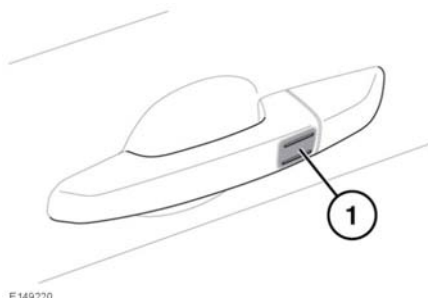
Note: Once disabled, this setting will be re-enabled the next time the vehicle is Double locked with the Smart key.

KEYLESS LOCKING

 **Never Double lock the vehicle with people, children or pets inside. In the event of an emergency, they would be unable to escape and the emergency services would be unable to release them quickly.**

 The Smart key may not be detected if it is placed within a metal container, or if it is shielded by a device with a back-lit LCD screen, such as a smart phone, laptop (including laptop bag), games console, etc.

Note: Loose coins in the same pocket as the Smart key may also affect its detection.



The vehicle will not lock automatically.

Note: Keyless locking will activate only if the Smart key is detected outside the vehicle. If no Smart key is present, no locking will occur.

- To Single lock the vehicle, touch only the keyless locking sensor (1) once without, grabbing the door handle.

Note: Do not place your fingers around the back of the door handle while touching the sensor. Doing so will prevent the vehicle from locking.


- The hazard warning lamps will flash once to confirm locking and the power-fold mirrors will fold in (if enabled).
- To Double lock the vehicle, touch only the keyless locking sensor (1) twice within 3 seconds.

Note: Do not place your fingers around the back of the door handle while touching the sensor. Doing so will prevent the vehicle from locking.

- The hazard warning lamps will flash twice accompanied by an audible sound to confirm locking.

Note: When locking the vehicle using Keyless locking, if 1 or more of the doors, the bonnet or the tailgate is not fully closed, or the ignition is ON, the vehicle will NOT lock. There will be NO audible mislock error warning. The hazard warning lamps will NOT flash and the door mirrors (if enabled) will NOT fold in. Check that all of the doors, the bonnet and the tailgate are closed properly. Make sure that the ignition is turned OFF and lock the vehicle again. If the mislock persists, consult a Dealer/Authorised Repairer.

GLOBAL CLOSING

 **Make sure that no children, pets or obstructions are in any open aperture before operating Global closing. Safety mechanisms are in place to prevent serious injury, however, injuries can still occur.**