




BLIND SPOT MONITOR

-  The Blind Spot Monitor (BSM) system is a supplement to, not a replacement for, a safe driving style and use of the exterior and rear-view mirrors.
-  Please note that BSM may not be able to give adequate warning of vehicles approaching very quickly from behind or vehicles that are being overtaken rapidly.
-  BSM may not be able to detect all vehicles and may also detect objects such as roadside barriers, etc.



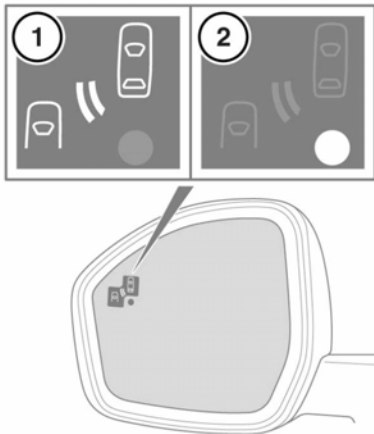
The radar sensors may be impaired by mud, rain, frost, ice, snow or road spray. This may affect the system's ability to reliably detect a vehicle/object within the blind spot.



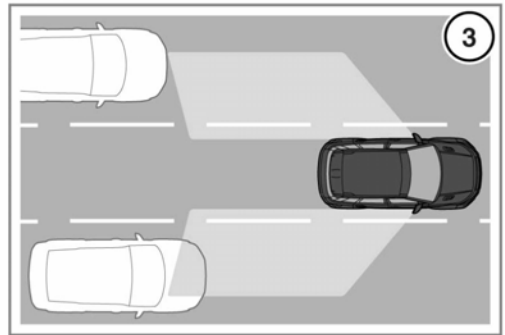
Make sure the warning indicators in the exterior mirrors are not obscured by stickers or other objects.



Do not attach stickers or objects to the rear bumpers, that may interfere with the radar sensors.



E153347



The Blind Spot Monitor (BSM) system monitors a zone that covers the area adjacent to the vehicle, that is not easily visible by the driver and is designed to identify any object overtaking the vehicle (3). The system uses a radar on each side of the vehicle to identify any overtaking vehicle/object within the blind spot area of the vehicle, while disregarding other objects which may be stationary or travelling in the opposite direction, etc.

If an object is identified by the BSM system as being an overtaking vehicle/object, an amber warning icon (1) illuminates in the relevant exterior mirror, to alert the driver that there is a potential hazard in the vehicle's blind spot and therefore, that a lane change might be dangerous.

Blind spot monitoring

The radar monitors the area extending from the exterior mirror rearwards, to approximately 6 metres (20 feet) behind the rear wheels and up to 2.5 metres (8.2 feet) from the side of the vehicle (the width of a typical carriageway lane).

Note: This radar sensor is approved in all RTTE countries.

Note: The system covers an area of a fixed lane width. If the lanes are narrower than a typical carriageway lane, objects travelling in non-adjacent lanes may be detected.

The BSM automatically switches on and becomes active when the vehicle is travelling at more than 10 km/h (6 mph) in a forward gear. When the system initiates, it performs a self-check, during which the warning icons in the mirrors illuminate alternately for a short period of time.

The indicator dot (2) remains illuminated until the vehicle's forward speed exceeds 10 km/h (6 mph).

The BSM is automatically disabled and an amber warning indicator dot is displayed in the exterior mirrors when:

- Any transmission is engaged in reverse gear.
- Park (P) is selected for vehicles with automatic transmission.
- The vehicle's speed is below 5 km/h (3 mph).
- The Electric Parking Brake (EPB) is applied.

Note: Automatic disabling of the BSM does not apply to vehicles with Reverse traffic detection. See **108, REVERSE TRAFFIC DETECTION**.

BSM is designed to work most effectively when driving on multi-lane carriageways.

BSM can be enabled or disabled through **Driving Features** the Instrument panel menu. See **42, INSTRUMENT PANEL MENU**.

Note: If an overtaking vehicle is detected on both sides of the vehicle simultaneously, the warning icons in both external mirrors will illuminate.

Note: The BSM is disabled when a trailer is attached.