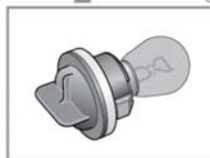
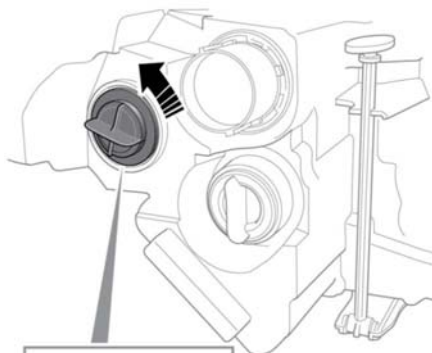


E156114

Removing a halogen headlamp bulb:

1. At the back of the headlamp unit, remove the cover. Turn it counter-clockwise to release.
2. The back of the bulb unit will now be exposed. Release the clip and pull down on the electrical connector to release it from the bulb unit.
3. Turn the bulb unit counter-clockwise and remove it from the headlamp unit.

DIRECTION INDICATOR BULB REPLACEMENT

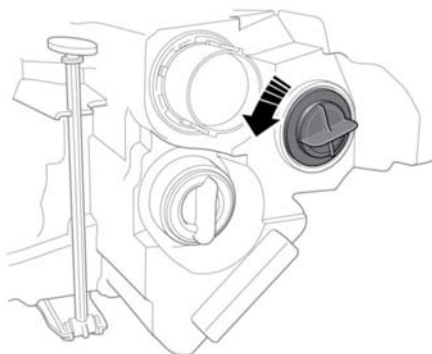


E156198

Removing the left side bulb:

To gain more room for accessibility, follow steps 1 and 2 for moving the left side headlamp unit.

At the back of the headlamp unit, remove the indicator bulb housing, turn it counter clockwise to release.



E156199