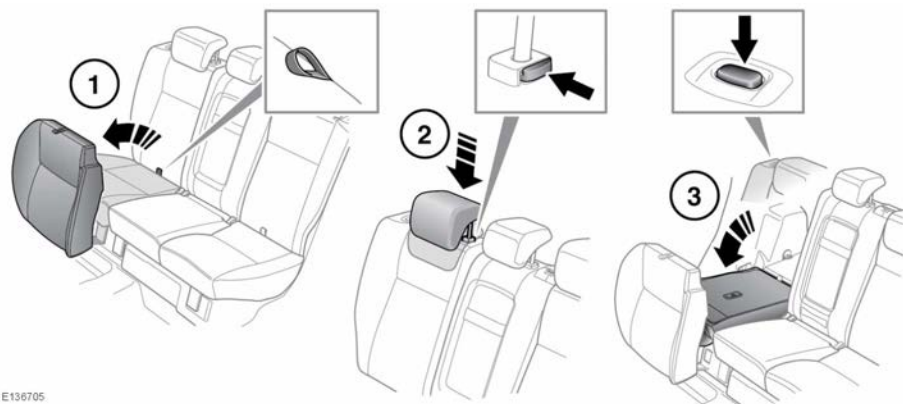





FOLDING AND RAISING THE REAR SEATS



E136705

 **Always make sure that objects carried within the vehicle are secured properly.**

 **Never allow passengers to travel in the loadspace, under any circumstances. All vehicle occupants should be seated correctly, and should wear a seat belt at all times when the vehicle is in motion.**

 **Make sure that when the seatback is raised, the locking mechanism is fully engaged. If the seatbacks are not fully locked in place, red markers will be visible around the seatback buttons.**

The split folding rear seat can be folded completely to accommodate large loads, or partially to accommodate large loads and still retain seating for passengers.

Fold part or all of the seat as follows:

1. Pull the strap on the required cushion(s), to raise to the vertical position.
2. Fully lower the head restraints.
3. Press the seatback release button(s), then lower the seatback(s) until locked into place.