
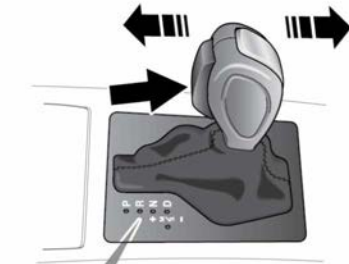
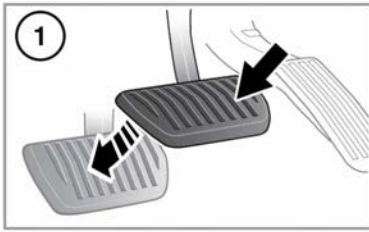
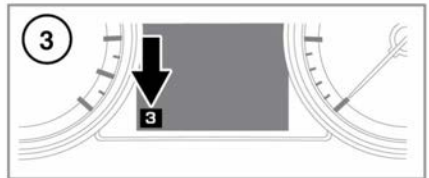
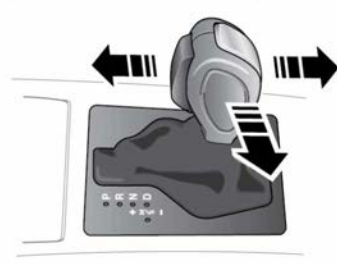
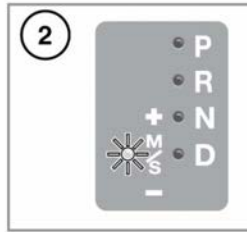


AUTOMATIC TRANSMISSION



E145763



1. To select Drive (D) when the vehicle is stationary, apply the brake pedal and press the gear selector release button.

Note: If pressure is applied to the gear selector before the brake pedal is applied, any gear selected may not be available, irrespective of the lever position. In this situation, remove pressure from the gear selector, make sure the brake pedal is applied, and select the required gear.

2. To select Manual/Sport (M/S) mode, move the gear selector to the left while in D. Confirmation will be displayed in the Message centre.

To use CommandShift™, first select M/S mode, then move the gear selector forward to move up a gear, and backward to move down gear.

To return to automatic mode, move the gear selector back to the D position. The D on the gear selector display will illuminate to confirm that automatic mode has been selected.

3. The selected gear will be displayed in the Message centre.



Park (P) should be engaged and the Electric Parking Brake (EPB) applied when the vehicle is stationary.