







-  **Always select P and switch off the ignition before leaving the vehicle.**
-  Never select Park (**P**) while the vehicle is in motion.
-  Never select Reverse (**R**) while the vehicle is in forward motion.
-  Never select a forward gear while the vehicle is in rearward motion.
-  Do not rev the engine or allow it to run above normal idle speed, while selecting **D** or **R**, or while the vehicle is stationary with any gear selected.
-  Do not allow the vehicle to remain stationary for any length of time, with a gear selected and the engine running. Always select **P** or Neutral (**N**) if the engine is to idle for a prolonged period.

MANUAL GEAR SELECTION

If CommandShift™ is selected, 1st gear must be used for moving off from stationary.

To return to Manual/Sport (**M/S**) mode after CommandShift™ has been selected, move the gear selector into the Drive (**D**) position, then back to **M/S** mode.

TRANSMISSION COMMANDSHIFT SELECTED will appear in the Message centre when the transmission is in CommandShift mode.

***Note:** In order to protect the engine, the transmission will automatically change up to prevent over-revving or down if the engine is labouring.*

CommandShift™ can be effective when rapid acceleration and engine braking are required.

A gear shift indicator warning lamp will illuminate briefly at the recommended (upshift) gear change point. See **36, GEAR SHIFT (GREEN)**.


HILL DESCENT

With Hill Descent Control (HDC) selected in either automatic, Sport or CommandShift modes, a low gear will be selected and maintained to provide maximum engine braking. Should the gear selector be moved to **D** from the Manual/Sport (**M/S**)/CommandShift position, the selected gear will be retained until the descent is completed. See **80, HDC OPERATION**.

TRANSMISSION FAULT

In the event that the transmission develops a fault, a warning message may be displayed in the Message centre and only limited gears may become available. You should seek qualified assistance immediately.

MANUAL TRANSMISSION

 Selection of Reverse (**R**) gear is prevented when the vehicle is travelling in excess of 24 km/h (15 mph). Never attempt to engage **R** gear while the vehicle is in forward motion. This may result in serious transmission damage and costly repairs.

A gear shift indicator warning lamp will illuminate briefly at the recommended (upshift) gear change point. See **36, GEAR SHIFT (GREEN)**.