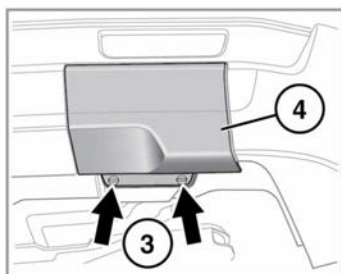
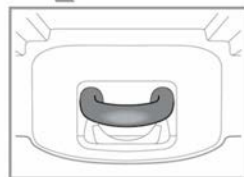
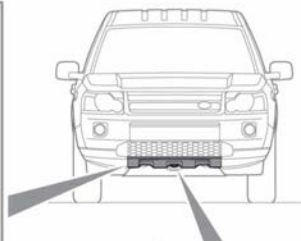
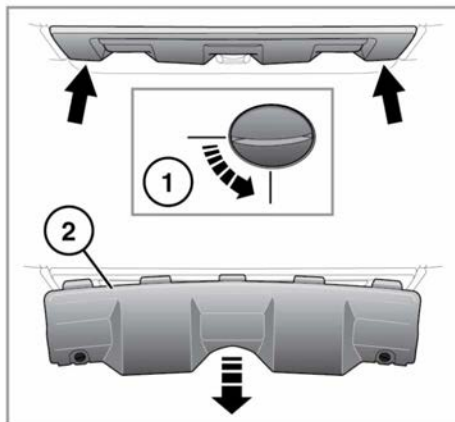


TOWING EYES



E154786

⚠ The towing eyes at the front and rear of the vehicle are designed for on-road recovery only. If they are used for any other purpose, it may result in vehicle damage and serious injury.

- ⓘ** Remove the front and rear towing eye covers before driving off-road, to prevent damage or loss.
- ⓘ** Remove the body styling kit for access to the rear towing eye.

The front towing point is located behind a removable cover in the lower front bumper.

1. Using a suitable tool, rotate each of the fasteners 90 degrees anticlockwise.
2. To remove the cover, lower the top edge and then pull the cover forward.
To refit, offer up the cover and make sure the 2 lugs at the bottom edge engage with the holes in the body panel.
3. Using a suitable tool, rotate each of the fasteners 90 degrees anticlockwise.
4. Remove the cover.