

 **WARNING - THAT NO PERSON SHOULD PLACE ANY PORTION OF THEIR BODY UNDER A VEHICLE THAT IS SUPPORTED BY A JACK.**


 **Keep your hands and clothing away from drive belts, pulleys, and fans. Some fans may continue to operate after the engine has stopped.**


 **Remove metal wrist bands and jewellery, before working in the engine compartment.**

 **Do not touch electrical leads or components while the engine is running, or with the starter switch turned on.**

 **Do not allow tools or metal parts of the vehicle to make contact with the battery leads or terminals.**

## FUEL SYSTEM

 **Under no circumstances should any part of the fuel system be dismantled or replaced by anyone other than a suitably qualified vehicle technician.**

 **Make sure sparks and naked lights are kept away from the engine compartment.**

 **Wear protective clothing, including, where practical, gloves made from an impervious material.**

## POISONOUS FLUIDS

Fluids used in motor vehicles are poisonous and should not be consumed or brought into contact with open wounds.

For your own safety, always read and obey all of the instructions printed on labels and containers.

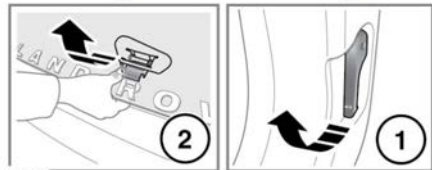
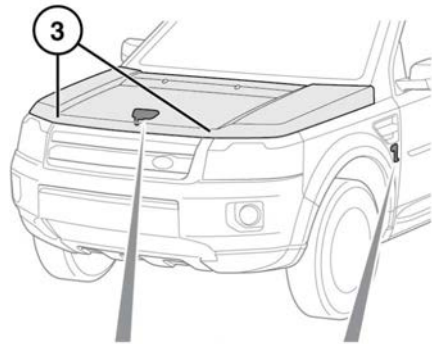
## USED ENGINE OIL

Prolonged contact with engine oil may cause serious skin disorders, including dermatitis and cancer of the skin. Always wash thoroughly after contact.



It is illegal to pollute drains, water courses or soil. Use authorised waste disposal sites to dispose of used oil and toxic chemicals.

## OPENING THE BONNET



1. Pull the bonnet release lever, located in the front left footwell.
2. Lift the bonnet safety catch lever, located below the centre point of the bonnet, then raise the bonnet.
3. When closing the bonnet, make sure both catches are securely latched.