






## CHECKING THE POWER STEERING FLUID LEVEL

 **Power steering fluid is highly toxic. Keep containers sealed and out of the reach of children. If accidental consumption of fluid is suspected, seek medical attention immediately.**

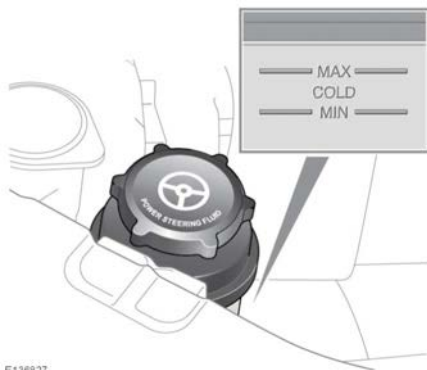
 **If the fluid comes into contact with the skin or eyes, rinse immediately with plenty of water.**

 Do not start the engine if the fluid level has dropped below the **MIN** mark. Severe damage to the steering pump could result.

 Seek qualified assistance immediately if there is a noticeable drop in the fluid level. Severe damage to the steering pump could result.

 If fluid loss is slow, the reservoir may be topped up to the upper level mark, to enable the vehicle to be driven to a repair facility for examination. However, it is recommended that you seek qualified assistance before driving the vehicle.

Check and top up the fluid with the vehicle on level ground, the engine switched off, and the system cold. Make sure the steering wheel is not turned after stopping the engine.





E136827

The level of fluid can be seen through the translucent body of the reservoir.

The fluid level should be between the **MIN** and the **MAX** marks.

## TOPPING UP THE POWER STEERING FLUID

 Power steering fluid will damage painted surfaces. Soak up any spillage with an absorbent cloth immediately, and wash the area with a mixture of car shampoo and water.

 Do not fill the reservoir above the **MAX** mark.

1. Clean the filler cap before removing, to prevent dirt from entering the reservoir.
2. Remove the filler cap.
3. Top up the reservoir, until the fluid level is between the **MIN** and **MAX** marks. See **199, LUBRICANTS AND FLUIDS**.
4. Replace the filler cap.