





Airbags


 **High speed impacts may cause serious injury or death, irrespective of safety features fitted to a vehicle.**


 **The airbag SRS cannot provide protection in some types of impact. Under these circumstances, the only protection will be provided by a correctly worn seat belt.**

AIRBAG DEPLOYMENT EFFECTS

 **When an airbag inflates, a fine powder is released. This is normal and not an indication of a malfunction. The powder may cause irritation to the skin and should be thoroughly flushed from eyes and any cuts or abrasions.**


 **Airbags inflate at high speed and can cause injuries. To minimise the risk of injury, make sure all occupants wear correctly positioned seat belts, sit correctly in the seats and position the seats as far back as is practical.**

 **Airbag deployment is accompanied by a very loud noise, which may cause discomfort and temporary loss of hearing.**

 **After inflation, some airbag components will be very hot. Do not touch the airbag components until they have cooled sufficiently.**

AIRBAG WARNING LAMP

The airbag warning indicator is mounted in the Instrument panel, and will illuminate as a bulb check when the ignition is turned on. See **36, AIRBAG (AMBER)**.

 **If the warning lamp indicates that a fault is present in the system, do not use a child restraint on the front passenger seat.**


If any of the following warning indicator conditions occur, the vehicle should be checked by your Dealer/Authorised Repairer immediately:


- The warning indicator fails to illuminate when the ignition is turned on.
- The warning indicator fails to extinguish within 6 seconds of the ignition being turned on.
- The warning indicator illuminates at any time other than the bulb check, when the ignition is turned on.

When the ignition is turned on, a diagnostic control unit monitors the readiness of the system's electrical circuits. The elements of the Supplementary Restraint System (SRS) being monitored include:

- SRS warning indicator.
- Rotary coupler.
- Airbag modules.
- Seat belt pre-tensioners (front seats).
- Front seat buckle switches.
- Airbag diagnostic control unit.
- Crash and rollover sensors.
- Airbag wiring harness.
- Airbag status indicator.

AIRBAG SERVICE INFORMATION

 **Do not attempt to service, repair, replace, modify, or tamper with any part of the SRS. This includes wiring or components in the vicinity of SRS components. Doing so may cause the system to trigger, or render the system inoperative.**

 **Do not use any electrical test equipment or devices in the vicinity of SRS components or wiring. Doing so may cause the system to trigger, or render the system inoperative.**