



AIRBAG SERVICE INFORMATION

 Do not attempt to service, repair, replace, modify, or tamper with, any part of the Supplementary Restraint System (SRS). This includes wiring or components in the vicinity of SRS components. Doing so may cause the system to trigger, or render the system inoperative.

 Do not use any electrical test equipment or devices in the vicinity of SRS components or wiring. Doing so may cause the system to trigger, or render the system inoperative.

All of the following operations should only be carried out by a Dealer/Authorised Repairer, or a suitably qualified person:

- Removal or repair of any wiring or component in the vicinity of any SRS components.
- Installation of electrical, or electronic, equipment and accessories.
- Modification to the front or sides of the vehicle's exterior.
- Attachment of accessories to the front or sides of the vehicle.

DISABILITY MODIFICATIONS

Occupants with disabilities which may require modification of the vehicle, must contact a Dealer/Authorised Repairer before any modifications are made.

DISABLING THE PASSENGER AIRBAG

(Not Australia)

The passenger front airbag can be disabled using the passenger airbag disable switch.



The passenger airbag should be disabled only when a rearward-facing child restraint is fitted to the front passenger seat.



Crash test data and statistics show that the safest place for a child to be restrained is in a child seat correctly fitted to the vehicle's rear seat.



Do not use a child restraint on a seat protected by an operational airbag in front of it. Doing so presents a high risk of death or serious injury to the child in the event of an accident.

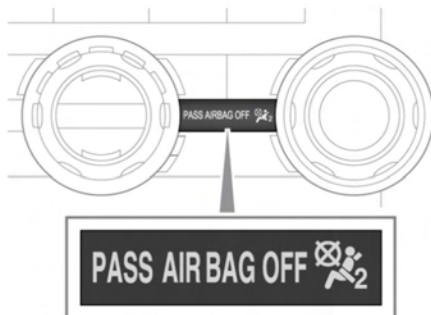


Do not fit a child restraint to the front passenger seat if the Supplementary Restraint System (SRS) warning lamp illuminates continuously with the ignition on.

To disable the passenger front airbag:

1. Remove the emergency key from within the Smart key. See 4, **UNLOCKING THE VEHICLE**.
2. Insert the emergency key blade into the slot in the switch and rotate to the **OFF** position.
3. Make sure the passenger airbag's operational status indicator illuminates yellow.

Note: The indicator will only illuminate when the ignition is turned on.



E135480

Airbags



As soon as the child seat is removed from the front passenger seat, the airbag must be turned on. Failure to do so, will put any front seat passengers at greater risk of death or serious injury in the event of an accident.



When checking the operational status of the front passenger airbag, make sure that the ignition is switched on.