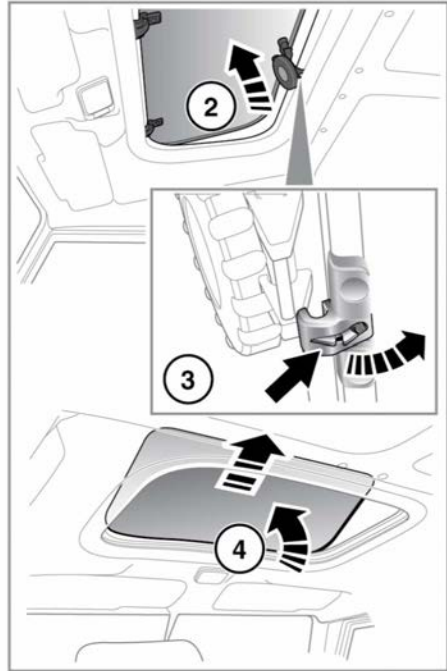
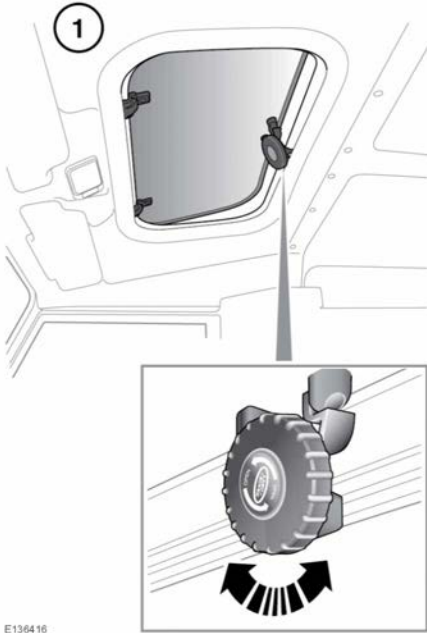




## SUNROOF OPERATION



1. Turn the handwheel clockwise to open and counter-clockwise to close the sunroof.

 **Make sure that the sunroof is not obstructed when opening or closing.**

 **Do not allow passengers to extend any part of their bodies through the sunroof aperture while the vehicle is moving. Flying debris, branches of trees, etc, could cause injury.**


2. To remove the sunroof, make sure it is fully opened first.

 **Do not remove the sunroof while the vehicle is moving.**

3. Push the release catch rearwards and disengage the handwheel mechanism.

4. Using both hands, tilt the sunroof upwards, then lift it rearwards to disengage the 2 locating pins.

5. Rotate the sunroof so that it fits through the aperture and lower it into the vehicle. Store the sunroof securely.

 **Do not store the removed sunroof loose in the vehicle.**