













-  Position the seatbelt correctly for the safety of the mother and unborn child. Never wear just the lap strap and never sit on the lap strap while using just the shoulder strap. Both of these actions are extremely dangerous and may increase your risk of serious injury in the event of an accident or during emergency braking.

SEAT BELT SAFETY

-  It is essential to replace the entire assembly after it has been worn in a severe impact even if damage to the assembly is not obvious.
-  Never wear just the lap belt or just the shoulder belt of a lap/shoulder diagonal seatbelt. Both of these actions are extremely dangerous and may increase your risk of injury.
-  Each belt assembly must only be used by one occupant; it is dangerous to put a belt around a child being carried on the occupant's lap.
-  The occupants of the front seats should not travel with the seatback at more than 30 degrees from upright. Doing so will reduce the protection afforded by the seatbelt.
-  The use of comfort clips or devices that would create slack in the seat belt system, is not advised.
-  Do not carry hard, fragile, or sharp items between your person and the seat belt. In an impact the pressure from the seatbelt on such items can cause them to break, which in turn may cause death or serious injury.

SEAT BELT CARE

For information on seat belt cleaning, see 78, SEAT BELTS.

-  It is essential to replace the entire assembly after it has been worn in a severe impact even if damage to the assembly is not obvious.
-  If any damage, wear, cuts, defects, or impaired operation are noted with the seatbelts, the vehicle should be taken to a Land Rover Dealer/Authorised repairer for immediate attention. Do not use the vehicle if the seatbelts cannot be operated correctly.
-  The belt should be replaced if webbing becomes frayed, contaminated or damaged.
-  Care should be taken to avoid contamination of the webbing with polishes, oils and chemicals, and particularly battery acid. Cleaning may safely be carried out using mild soap and water.
-  When using seatbelts to restrain items other than occupants, take care to make sure that the belts are not damaged, or exposed to sharp edges.

SEAT BELT CHECKS

Note: *If the vehicle is parked on an incline, the seatbelt mechanism may lock. This is not a fault and the belt should be gently eased out from the upper anchorage.*

The seatbelts should be inspected regularly to check for fraying, cuts, wear to the webbing and the condition and security of the mechanism, buckles, adjusters and mounting points.

- With the seatbelt fastened, give the webbing near the buckle a quick upward pull. The buckle must remain securely locked.

- With the seatbelt unfastened, unreel the seat belt to the limit of its travel. Check that it unreels smoothly with no snatches or snags. Allow the belt to fully retract, again checking for smooth operation.
- Partially unreel the seatbelt, then hold the tongue plate and give a quick forward pull. The mechanism must lock and prevent any further unreeling.

If the seatbelts fail to meet any of the above criteria, please immediately contact your Land Rover Dealer/Authorised Repairer.