



Starting the engine

STARTING THE ENGINE

 **Never start the engine, or leave it running, when the vehicle is in an enclosed space. Exhaust gases are poisonous and can cause unconsciousness and death if inhaled.**

 If the engine fails to start, do not continue cranking, as this will discharge the battery. It may also damage the catalytic converter, due to unburnt fuel passing through the exhaust.

Note: *The Smart key may not be detected if it is placed within a metal container, or if it is shielded by a device with a back-lit LCD screen, such as a smart phone, laptop (including laptop bag), games console, etc. Keep the Smart key clear of such devices when attempting Keyless entry or Keyless starting.*

To start the engine:

1. Make sure a valid Smart key is inside the vehicle.
2. Make sure that Park (P) or Neutral (N) is selected.
3. Press the brake pedal firmly.
4. Press and release the engine **START/STOP** button.

Note: *For diesel engine vehicle's the delay period before cranking begins, will be longer in low ambient temperatures due to extended glow plug operation. During this extended delay, the brake pedal must remain pressed.*

Once the engine has started, the brake pedal can be released, if it is safe to do so.


SWITCHING OFF THE ENGINE

While the vehicle is stationary:

1. Make sure the vehicle is parked with Park (P) selected and the Electric Parking Brake (EPB) is applied.

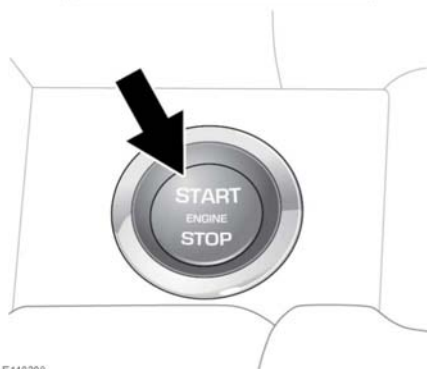
2. Press and release the engine **START/STOP** button.

While the vehicle is moving:

 It is not advisable to switch off the engine while the vehicle is moving. However, if a situation arises where engine switch off is urgent, the following procedure applies:

1. Press and hold the engine **START/STOP** button for 2 seconds, or;
2. Press and release the engine **START/STOP** button twice within 3 seconds. With either method, **Engine Stop Button Pressed** is displayed in the Message centre.

SWITCHING ON THE IGNITION



E140208