





-  **Make sure that a gap is maintained between the side of the vehicle, and the head and torso. This will enable unobstructed inflation of the curtain, and seat-mounted side airbags.**
-  **Airbags inflate at high speeds. To minimise the risk of injury, make sure that all vehicle occupants wear correctly positioned seat belts, sit correctly in the seats, and position the seats as far back as is practical.**
-  **Airbag inflation takes place instantaneously, and cannot protect against the effects of secondary impacts. Under these circumstances the only protection will be provided by a correctly worn seat belt.**
-  **Phone systems should only be installed by qualified persons familiar with the operation of, and requirements for, vehicles fitted with a Supplementary Restraint System (SRS). If you are in any doubt, seek advice from your Dealer/Authorised repairer.**

Airbag deployment is dependent on the rate at which the passenger compartment changes velocity during a collision. Circumstances affecting different collisions (vehicle speed, angle of impact, type and size of object hit, etc.), vary considerably and will affect the rate of deceleration accordingly.


Airbags cannot deploy correctly if they are obstructed. Examples of obstructions are:


- Any part of an occupants body in contact with, or close to, an airbag cover.
- Objects placed on, or close to, an airbag cover.
- Clothing, sun screens, or other material hanging from grab handles.
- Clothing, cushions, or other material, covering seat-mounted airbags.
- Seat covers which are not approved by Land Rover, or specifically designed for use with seat-mounted airbags.

This list is not exhaustive, and it remains the responsibility of the driver and passengers to make sure the airbags are not obstructed in any way.

The airbags and the SRS are not designed to operate as a result of:

- Rear impacts.
- Minor front impacts.
- Minor side impacts.
- Heavy braking.
- Driving over bumps and pot holes.

 **High speed impacts may cause serious injury or death, irrespective of safety features fitted to a vehicle.**

 **The airbags and SRS cannot provide protection in some types of impact. Under these circumstances, the only protection will be provided by a correctly worn seat belt.**

## FRONT AIRBAGS

The front passenger and driver airbags have 2 levels of deployment, depending on the severity of the frontal impact. In a severe impact, the airbags inflate fully to offer maximum protection. In a lesser impact, full deployment is not required, so the airbags are inflated to a reduced pressure.

## SIDE AND CURTAIN AIRBAGS

The seat-mounted side airbags are designed to protect the thorax region of the torso and will deploy only in the event of a side impact and then, only on the side of the impact.

Both sides will deploy in the event of a rollover.