



PARTS AND ACCESSORIES

 **The fitting of non-approved parts and accessories, or the carrying out of non-approved alterations or conversions, may be dangerous, and could affect the safety of the vehicle and occupants and also invalidate the terms and conditions of the vehicle's warranty.**

 **Jaguar Land Rover Ltd will not accept any liability for death, personal injury, or damage to property which may occur as a direct result of fitment of non-approved accessories or the carrying out of non-approved conversions to Land Rover vehicles.**

AIRBAG SYSTEM


 **The components that make up the airbag system are sensitive to electrical or physical interference, either of which could easily damage the system and cause inadvertent operation or a malfunction of the airbag module.**

To prevent malfunction of the airbag system, always consult your Dealer/Authorised Repairer before fitting any of the following:

- Electronic equipment such as a mobile phone, 2-way radio, or in-car entertainment system.
- Accessories attached to the front of the vehicle.
- Any modification to the front of the vehicle.
- Any modification involving the removal or repair of any wiring or component in the vicinity of any of the airbag system components, including the steering wheel, steering column, instrument or fascia panels.

- Any modification to the fascia panels or steering wheel.

ANTI-THEFT SYSTEM

 No modifications or additions should be made to the Anti-theft system. Such changes could cause the system to malfunction.

RUNNING-IN

V6 Petrol Engines

The following guidelines will be useful in obtaining optimum performance from your Land Rover.

Land Rovers are built using high-precision manufacturing methods, but the moving parts of the engine must still bed-in, relative to one another. This process occurs mainly in the first 3 000 km (2 000 miles) of operation.

During this running-in period of 3 000 km (2 000 miles) you should:

- Avoid frequent cold starts, followed by short distance driving.
- Preferably take longer journeys.
- Do not use full throttle during starts and normal driving.
- Avoid continuous operation at high engine speed, and abrupt stops.

In addition, specifically up to 2 000 km (1 200 miles):

- Drive at varying engine and road speeds, but do not exceed an engine speed of 4 500 rpm and a road speed of 170 km/h (105 mph).

From 2 000 km (1 200 miles) to 3 000 km (2 000 miles):

- Engine and road speeds can be increased gradually.