



 **If transmission Neutral (N) is selected and the engine is then switched off, the transmission will automatically select Park (P) after 10 minutes has elapsed. At this point, if the Transmission park release mechanism has not been activated and the vehicle is being towed, serious damage to the transmission will result. There is also a danger to personal safety.**


 **If the engine cannot be used during towing, there will be no power assistance to the braking system. This will result in a much greater effort to stop the vehicle and in a greatly increased stopping distance.**

 **If the vehicle's battery is to be disconnected, the steering column must be unlocked first. It is not possible to unlock the steering column with the battery disconnected.**


 **Always make sure that the steering column is unlocked prior to recovery.**

 Only tow the vehicle in a forward direction with all 4 wheels on the ground. Towing in a reverse direction or with only 2 wheels on the ground, will cause serious damage to the transmission.

 Do not tow the vehicle for more than 50 km (30 miles). Do not exceed 50 km/h (30 mph). Towing for a greater distance or at a higher speed may result in serious damage to the transmission.


 Do not tow the vehicle if the transmission cannot be set in Neutral (N), or if the rear electronic differential has failed in the locked position.

The following procedure must be carried out carefully to prevent damage to the vehicle:

1. Secure the towing attachment from the recovery vehicle, to the front towing eye. See **271, TOWING EYES**.
 2. With the Electric Parking Brake (EPB) applied, switch on the ignition and make sure that the steering lock is disengaged.
 3. Apply the brake pedal and rotate the selector to Neutral (N).
 4. Activate the Transmission park release mechanism.
 5. Leave the Smart key in a secure place inside the vehicle.
 6. Release the EPB before towing the vehicle.
-  Leaving the ignition switched on for extended periods will drain the vehicle's battery.

AFTER TOWING ON FOUR WHEELS

1. Apply the Electric Parking Brake (EPB).
2. Switch on the ignition and apply the brake pedal.
3. Rotate the gear selector to Park (P).
4. Deactivate the Transmission park release mechanism.
5. Switch off the ignition and remove the Smart key from the vehicle.
6. Remove the recovery vehicle's towing attachment from the front towing eye and refit the cover.

 **Use extreme caution when detaching towing equipment. Vehicle movement is possible, which can result in serious injury.**