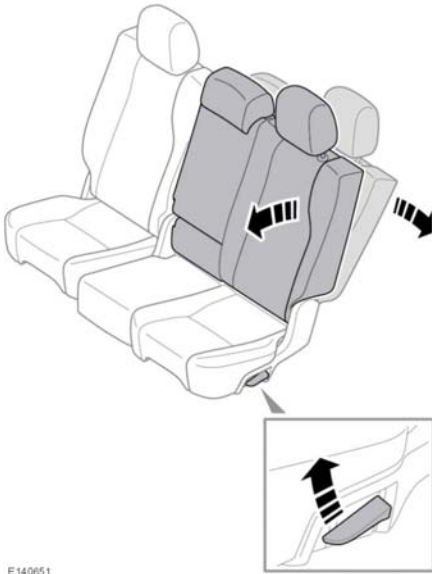


Rear seats

MANUAL SEATS

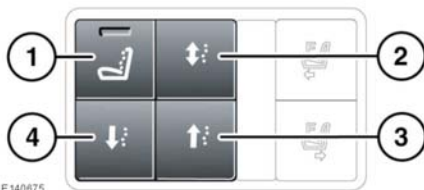


E140651

To adjust the angle of the seatback:

1. Lift the adjustment lever.
2. Adjust the seatback to the desired angle.
3. Release the adjustment lever.

MASSAGE SEATS



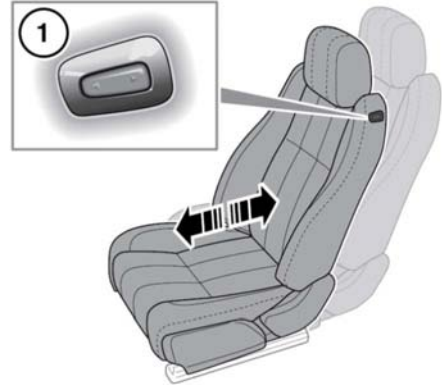
E140675

1. Massage on/off.
2. Bi-directional massage.
3. Upward massage.

4. Downward massage.

Note: Massage programs have a specific timed cycle, which will need to be re-selected for continuous use.

PASSENGER SEAT AWAY



E140676

1. Located on the front passenger seat.
2. Located on the rear centre console (Executive class rear seats only).

The front passenger seat position can be adjusted to provide more space for rear seat occupants. Use the relevant switch for forward or rearward adjustment.