






Antifreeze contains important corrosion inhibitors. The antifreeze content of the coolant must be maintained at 50% ± 5% all year round (not just in cold conditions). To make sure that the anti-corrosion properties of the coolant are retained, the antifreeze content should be checked once a year and completely renewed every ten years, regardless of distance travelled. Failure to do so, may cause corrosion of the radiator and engine components.

**Note:** *In an emergency - and only if the approved antifreeze is unavailable - top up the cooling system with clean water, but be aware of the resultant reduction in frost protection. Do not top up or refill with conventional antifreeze formulations. If in doubt, consult a qualified technician.*

Make sure the cap is tightened fully after top up is completed, by turning the cap until the ratchet cap clicks.

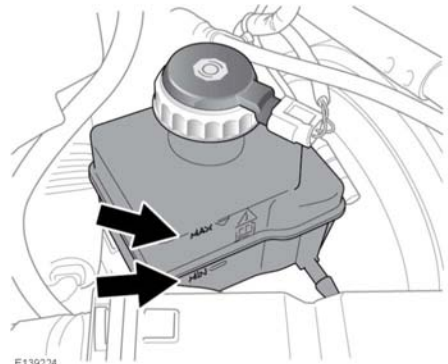
## CHECKING THE BRAKE FLUID LEVEL

-  **Brake fluid is highly toxic - keep containers sealed and out of the reach of children. If accidental consumption of fluid is suspected, seek medical attention immediately.**
-  **If the fluid comes into contact with the skin or eyes, rinse immediately with plenty of clean water.**
-  **Take care not to spill the fluid onto a hot engine - a fire may result.**
-  **Do not drive the vehicle with the fluid level below the MIN mark.**
-  **Seek qualified assistance immediately if brake pedal travel is unusually long, or if there is any significant loss of brake fluid. Driving under such conditions could result in extended stopping distances or complete brake failure.**

If the quantity of fluid in the brake reservoir drops below the recommended level, a red warning lamp in the Instrument panel will illuminate. See **47, BRAKE (RED)**.

**Note:** *If the warning lamp illuminates while the vehicle is being driven, stop the vehicle as soon as safety permits, by gently applying the brakes. Check and top up the fluid level, if necessary.*


With the vehicle on level ground, check the fluid level at least every week (more frequently in high mileage or arduous operating conditions).



The driver's side cover must be removed to check the brake fluid level. See **225, UNDER BONNET COVERS - REMOVAL**.

The brake fluid must be between the **MAX** and **MIN** marks.

## TOPPING UP THE BRAKE FLUID

-  **Brake fluid will damage painted surfaces. Soak up any spillage with an absorbent cloth immediately, and wash the area with a mixture of car shampoo and water.**