




2. Connect the negative (Black) cable to the negative jump start terminal of the disabled vehicle.
3. Connect/switch on the starting aid.
4. Start the engine and allow it to idle.
5. Disconnect/switch off the starting aid.
6. Disconnect the negative (Black) cable from the negative jump start terminal of the vehicle.
7. Disconnect the positive (Red) cable from the positive jump start terminal of the vehicle.

## CHARGING THE VEHICLE BATTERY

-  The battery must be disconnected and removed from the vehicle before charging.
-  Battery disconnection, removal and replacement, should only be carried out by qualified personnel. Consult your Dealer/Authorised Repairer.

## REPLACING THE VEHICLE BATTERY

-  Battery disconnection, removal and replacement, should only be carried out by qualified personnel. Consult your Dealer/Authorised Repairer.




Used batteries must be disposed of correctly as they contain a number of harmful substances. Seek advice on disposal from your Dealer/Authorised Repairer and/or your local authority.

## BATTERY MONITORING SYSTEM

The Intelligent Power System Management (IPSM) continuously monitors the condition of the main vehicle battery. If excessive battery discharge occurs, the system will begin to shut down non-essential electrical systems in order to protect the battery.

If the IPSM calculates that the battery's condition is not within set parameters, there are 2 levels of action which can be taken. Both levels have an accompanying message on the Touch screen, and in the case of the low battery warning, in the Message centre.

- **Energy Management:** Will be displayed on the Touch screen if the engine is not running, and system features are causing excessive battery discharge. After 3 minutes, the IPSM will begin shutting down vehicle systems. Normal system operation will resume when the engine is started.
- **Low Battery - Please Start Engine:** Will be displayed on the Touch screen and in the Message centre if the engine is not running. After 3 minutes, the IPSM will begin shutting down vehicle systems. Normal system operation will resume when the engine is started.

-  Only start the engine, if it is safe to do so.

**Note:** If the message **Low Battery - Please Start Engine** is displayed, drive the vehicle for at least 30 minutes in temperatures above 0°C (32°F), or at least 60 minutes if temperatures are below 0°C (32°F). This will allow the battery to recover to an acceptable level. If normal system operation is not resumed when the engine is switched back off, the battery may not have been sufficiently charged. If safe to do so, restart the engine. If problems still exist, contact your Dealer/Authorised Repairer.