


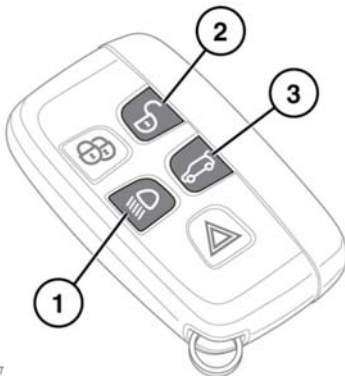


REMOTE OPERATION

-  **The Smart key can be operated from inside or outside of the vehicle. It is; therefore, important that it is kept out of the reach of children at all times.**
-  **Make sure the vehicle is clear of people and obstacles before lowering the suspension. The difference between Off-road height and Access height can be 125 mm (4.9 in).**
-  Care should be taken with all height changes, when a trailer is attached to the vehicle.

The buttons on the Smart key may be used to operate the Air suspension system, allowing the vehicle to be raised or lowered remotely. This may be useful in attaching a trailer or loading the vehicle.

To change the suspension height using the Smart key, the vehicle must be stationary, all of the doors closed and the hazard warning lamps switched on.



E134947

To raise the vehicle, press and hold the approach lamps button (1) and the unlock button (2) together.

To lower the vehicle, press and hold the approach lamps button (1) and tailgate unlock button (3) together.

Note: If the starting height is above or below Normal height, movement will cease when Normal height is reached. Release the Smart key buttons and press again to continue.


Note: If, while raising or lowering the vehicle, the approach lamps button (1) is pressed for 10 seconds or more, or if unusual behaviour occurs such as the tailgate or windows opening, press the approach lamps button (1) twice and start the procedure again.

ADAPTIVE DYNAMICS

Adaptive Dynamics continuously analyse vehicle movements, reacting instantaneously to road conditions and driver actions. Infinitely variable dampers help maintain a composed and balanced ride.

If a fault is detected, the Instrument panel will illuminate either the Critical or General warning lamp. See 47, **CRITICAL WARNING MESSAGE (RED)**, **GENERAL WARNING/INFORMATION MESSAGE (AMBER)**. The warning messages **SUSPENSION FAULT, STOP SAFELY, STOP ENGINE, ADAPTIVE DYNAMICS FAULT** or **SUSPENSION FAULT VEHICLE LEAN WHEN CORNERING** will also be displayed in the Message centre. Some reduction in ride comfort may be experienced. If the fault persists, consult a Dealer/Authorised Repairer.

SUSPENSION LOWERED FOR SAFETY

-  The vehicle's ride height will be reduced. Exercise caution while driving off-road.

In the event of a fault with the DSC system, the ride height will be lowered to increase vehicle stability. This will be accompanied by a message in the Message centre and the indicators on the air suspension control switch will extinguish.



The suspension is lowered to increase vehicle stability, and overriding the suspension ride height reduction is not recommended. Doing so, could result in a vehicle rollover during extreme manoeuvres.

To override the ride height reduction:

1. Press the raise/lower switch.
2. Follow the instructions in the Message centre.

Note: *If the vehicle is driven enthusiastically while the system override is active, a message will be displayed in the Message centre as a reminder that a safety system has been bypassed. A further message will provide instructions for cancelling the override.*