

PASSENGER SEAT AWAY

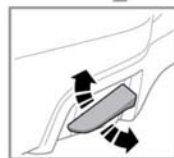


E150158






Use the switch for forward or rearward adjustment.

The front passenger seat position can be adjusted to provide more space for rear seat occupants.

FOLDING AND RAISING THE REAR SEATS



E149769

-  **Always make sure that objects carried in the vehicle are secured properly.**
-  **Never allow passengers to travel in the load space under any circumstances.**
-  **Make sure that when the seatback is raised, the locking mechanism is fully engaged.**
-  **When raising the rear seats, make sure that the seat belts are correctly routed into the seat belt guides and not trapped behind the seats.**
-  **Make sure the head restraints are raised to the correct position before the seats are used by a passenger.**

Raise the release lever. The seatback will fold down against the seat cushion. Lift the seatback to raise to the upright position and make sure that the seatback is locked firmly into position.