

BLIND SPOT MONITOR



The Blind Spot Monitor (BSM) system is a supplement to, not a replacement for, a safe driving style and correct use of the exterior and rear view mirrors. The system may not function under all speeds, weather and road conditions. The BSM may not be able to give adequate warning of vehicles approaching very quickly from behind or of vehicles that are being overtaken rapidly.

The BSM may not be able to detect all vehicles and may also detect objects, such as roadside barriers for example. Drive safely at all times and use the exterior and rear view mirrors to avoid accidents.



The BSM uses radar sensors which may be impaired by rain, snow or road spray. This may affect the system's ability to reliably detect a road user within the blind spot.

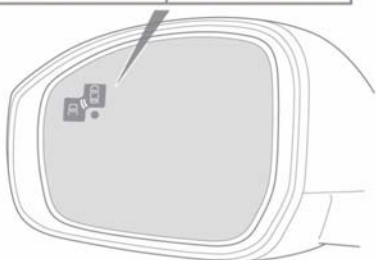
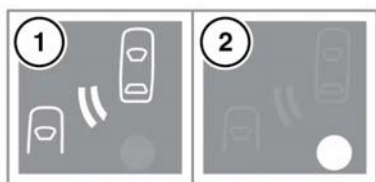
The driver should not assume that the BSM will correct errors of judgement in driving.



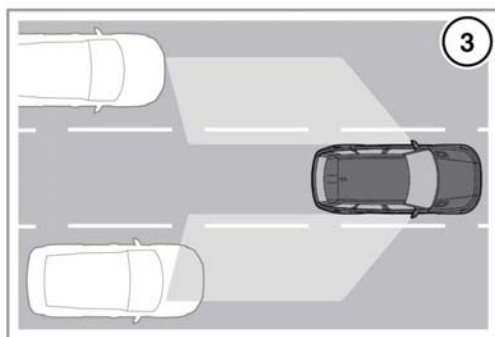
Do not attach stickers or objects to the rear bumpers as these may interfere with the radar sensors.

Note: Make sure the warning indicators in the exterior mirrors are not obscured by stickers or other objects.

Note: The BSM radar sensors are approved in all RTTE countries.



E150863



The Blind Spot Monitor (BSM) system monitors an area adjacent to your vehicle, that is not easily visible to the driver. The system is designed to identify any road user overtaking your vehicle (3) that is within this blind spot, while disregarding other objects which may be stationary or travelling in the opposite direction.

Note: Refer to the warnings, cautions and notes at the beginning of this section for system limitations.

Blind spot monitoring

If an object is identified by the system as being an overtaking road user, an **amber** warning icon (1) illuminates in the relevant exterior mirror. This is designed to alert the driver that there is a potential hazard in the vehicle's blind spot and therefore, that a lane change may be dangerous.

The system monitors an area extending from the exterior mirrors rearwards, to approximately 6 metres (20 feet) behind the rear wheels, and up to 2.5 metres (8.2 feet) from the side of the vehicle. This is the width of a typical carriageway lane.

Note: *The system covers an area of a fixed lane width. If the lanes are narrower than a typical carriageway lane, objects travelling in non-adjacent lanes may be detected.*

BSM automatically switches on and becomes active when the vehicle is travelling at more than 10 km/h (6 mph) in a forward gear. When the system initiates, it performs a self-check, during which the warning icons in the mirrors illuminate alternately for a short period of time.

The indicator dot (2) remains illuminated until forward vehicle speed exceeds 10 km/h (6 mph).

Note: *BSM is automatically turned off when reverse (R) gear is selected, when the vehicle is in park (P), or the vehicle is travelling below 5 km/h (3 mph). Under these conditions, an amber warning indicator within the exterior mirror is displayed, provided the vehicle is not fitted with Reverse traffic detection. See 121, REVERSE TRAFFIC DETECTION.*

BSM is designed to work most effectively when driving on multi-lane carriageways.

BSM can be enabled or disabled through the instrument panel menu. See 47, INSTRUMENT PANEL MENU.

Note: *If an overtaking vehicle is detected on both sides of the vehicle simultaneously, the warning icons in both mirrors will illuminate.*

Note: *BSM is disabled when a trailer is attached.*