
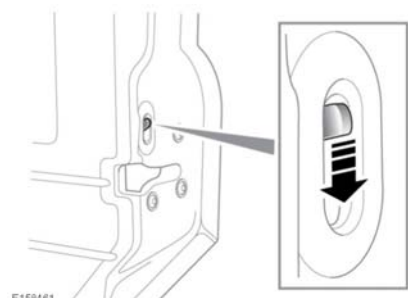


CHILD SAFETY LOCKS

-  **Never leave children unsupervised in the vehicle. Doing so increases the risk of death or serious injury.**




E158461

Child safety locks are fitted to the rear doors to allow you to prevent accidental opening of the doors when the vehicle is in motion. If children are to be carried in the rear seat positions, it is recommended that the child safety locks are used.

1. Open the door.
2. Move the locking lever up to enable or down to disable the child safety locks.

CHILD SEATS

-  **Do not use a forward facing child seat until the child using it is above the minimum weight of 9 kg (20 lb.) and able to sit up unaided. Up to the age of two, a child's spine and neck are not sufficiently developed to avoid injury in a frontal impact.**

-  **Crash statistics show that children are safest when properly restrained in a child or infant restraint system that is secured in a rear seating position.**



Do not allow a baby or infant to be held or carried on the lap. The force of a crash can increase effective body weight by as much as thirty times, making it impossible to hold onto the child. Children typically require the use of a booster seat appropriate to their age and size, thereby enabling the seat belts to be properly fitted, reducing the risk of injury in a crash. Children could be endangered in a crash if their child restraints are not properly secured in the vehicle.



Do not use a child seat that hooks over the seat back. This type of seat cannot be satisfactorily secured and is unlikely to be safe for your child.

The seatbelts fitted to your vehicle are designed for adults and larger children. For their safety it is very important for all infants and children under 12 years of age to be restrained in a suitable child safety seat appropriate to their age and size.

Note: *In some countries legislation prohibits children travelling in the front of a vehicle. Make sure that you are familiar with the legislation in force where the vehicle is being used, and are in full compliance.*

CHILD RESTRAINT CHECK LIST

Every time a child travels in the vehicle observe the following:

- Use appropriate child restraints.
- Carefully follow the restraint system manufacturers fitting instructions.
- Adjust the harnesses for every child on every trip.
- Make sure that all slack is removed from the adult seatbelt.
- Always check the security of the child restraint.