





-  **Keep your hands and clothing away from drive belts, pulleys and fans. Some fans may continue to operate after the engine has stopped. They may also start to operate after the engine is turned off and continue operating for up to 10 minutes.**
-  **Remove metal wrist bands and jewellery, before working in the engine compartment.**
-  **Do not touch electrical leads or components while the engine is running, or with the starter switch turned on.**
-  **Do not allow tools or metal parts of the vehicle to make contact with the battery leads or terminals.**

### POISONOUS FLUIDS

Fluids used in motor vehicles are poisonous and should not be consumed or brought into contact with open wounds.

For your own safety, always read and obey all instructions printed on labels and containers.

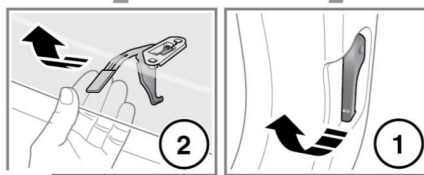
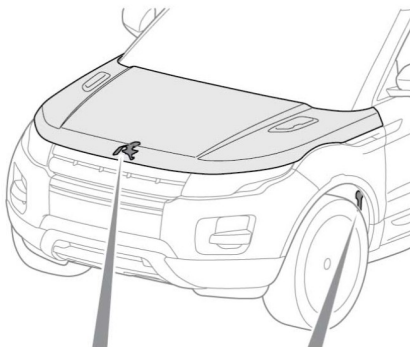
### USED ENGINE OIL

Prolonged contact with engine oil may cause serious skin disorders, including dermatitis and cancer of the skin. Always wash thoroughly after contact.



It is illegal to pollute drains, water courses or soil. Use authorised waste disposal sites to dispose of used oil and toxic chemicals.

### OPENING THE BONNET



E150367

1. Pull the bonnet release lever, located in the left side front footwell.
2. Lift the bonnet safety catch, located below the centre point of the bonnet, then raise the bonnet.

### CLOSING THE BONNET

 **Do not drive with the bonnet retained by the safety catch alone.**

1. Lower the bonnet until the safety catch engages.
2. Using both hands, press the bonnet down until the catches click.
3. Check that both catches are engaged by trying to lift the front edge of the bonnet.