

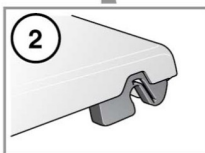
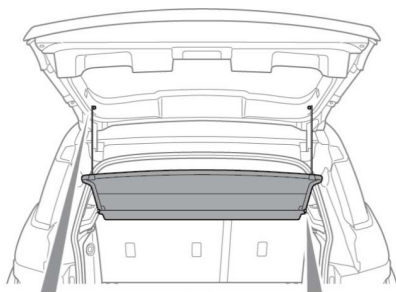


Load carrying

LOAD CARRYING


 **Never allow passengers to travel in the loadspace under any circumstances. All vehicle occupants should be seated correctly and wear a seat belt at all times when the vehicle is in motion.**

 **Always make sure objects carried within the vehicle are secured properly.**




To remove the loadspace cover:

1. Release the 2 straps from the pins on the tailgate.
2. Pull the cover rearwards to release the retaining brackets on the edges of the cover from the pins on the loadspace side trim.

 **Never place objects on top of the loadspace cover. During an accident or sudden manoeuvre, loose objects can cause serious injury or death.**


Fitment of the cover is the reverse of removal.

 **Do not store the loadspace cover loose in the vehicle.**

Storing the cover:

1. Remove the loadspace cover.
2. Fold the rear seats forward.
3. Position the cover vertically, approximately where the upright rear seatbacks are normally. The top surface of the cover must be facing forwards with the retaining brackets at the top.
4. Locate the retaining brackets onto the side trim pins.
5. Return the rear seats to the upright locked position.

ROOF RACKS AND LOAD CARRIERS

 **A loaded roof rack can reduce the stability of the vehicle, particularly when cornering and during cross winds.**

 **Driving off road with a loaded roof rack is not recommended.**

Fit only a roof rack system that is designed for use with your vehicle. For further information, consult your Dealer/Authorised Repairer.

The maximum load for a Land Rover approved roof rack system is 75 kg (165 lb) while driving on road. Off road driving reduces the limit to 50 kg (110 lb). The weight of the approved roof rack system is not calculated as part of the load.

If an alternative roof rack system is used, the weight of that system must be included as part of the load weight.

Loads must be evenly distributed without overhanging the rack. After travelling 50 km (30 miles) check the security of the roof rack and any load.