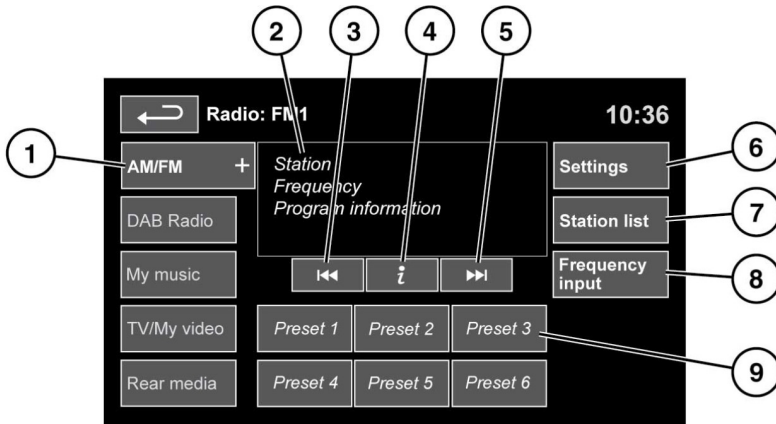




## RADIO CONTROLS



E149957

 **In the interest of safety, only operate or adjust the system when it is safe to do so.**

 **Sustained exposure to high sound levels (greater than 85 decibels) can damage your hearing.**

- 1. AM/FM:** Waveband selection. Touch to view and select a waveband. The radio will tune to the last used station on that waveband. Touch again to close.
- 2.** Displays information about the current station.
- 3.** Seek down:
  - Short touch to auto seek down the frequency to the next radio station.
  - Long touch to activate manual seek mode. Further short touches change the frequency in single decrements. A further long touch will scan backwards through the current waveband until the soft key is released.

**Note:** When manual seek is selected, auto seek cannot be selected for approximately 10 seconds.

- 4.** Information. More information from the broadcasting station.
- 5.** Seek up:
  - Short touch to auto seek up the frequency to the next radio station.
  - Long touch to activate manual seek mode. Further short touches change the frequency in single increments. A further long touch will scan forwards through the current waveband until the soft key is released.
- 6. Settings:** Touch to view and activate/deactivate the following features: **RDS, Traffic, News, AF** and **REG**. See **133, RADIO DATA SYSTEM (RDS)**.