

Vehicle recovery

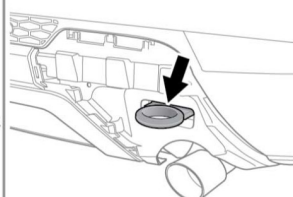
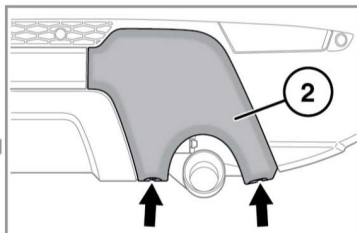
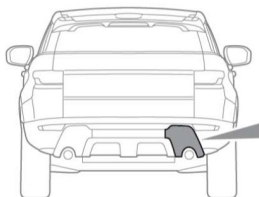
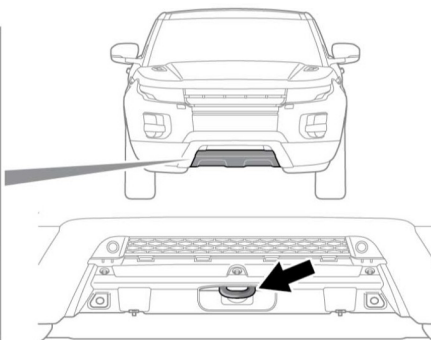
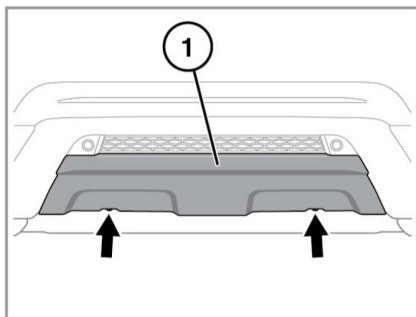
TOWING POINTS



The towing eyes at the front and rear of the vehicle are designed for on-road recovery only. If they are used for any other purpose, it may result in vehicle damage and serious injury.



Use extreme caution when moving or towing the vehicle. Death or serious injury may occur.



E150386

The towing eyes are located behind panels in the bumpers. Panel design will vary depending on the vehicle specification.

To access the towing points:

1. Front bumper: rotate the 2 fasteners 90 degrees counter clockwise. Pull the panel away from the front bumper.
2. Rear bumper: rotate the 2 fasteners 90 degrees counter clockwise. Pull the panel away from the rear bumper.

Note: If the Dynamic pack is fitted, the exhaust finisher will also require removal before the towing eye can be used.

Fitment of the panels is the reverse of removal.



Remove the towing eye covers before driving off-road, to prevent damage or loss.



Use extreme caution when detaching towing equipment. Vehicle movement is possible which can result in serious injury.