



# Stability control

## DYNAMIC STABILITY CONTROL (DSC)

 **Dynamic Stability Control (DSC) is unable to compensate for driver misjudgement. It remains the driver's responsibility to drive with due care and attention, in a manner which is safe for the vehicle, its occupants and the other road users.**


DSC optimises vehicle stability, even in critical driving situations. The system controls dynamic stability when accelerating and when starting from a standstill. Additionally, it identifies unstable driving behaviour, such as understeer and oversteer and helps to keep the vehicle under control by manipulating engine output and applying the brakes at individual wheels. Some noise may be generated when the brakes are applied.

## SWITCHING DSC OFF

 **Safety may be reduced by inappropriately disabling DSC. In the majority of driving situations, and particularly on-road, it is recommended that you do not disable DSC.**

In some driving conditions, it may be appropriate to disable DSC to improve traction. These conditions include:

- Rocking the vehicle out of a hollow or deep rut.
- Pulling away in deep snow, or on a loose surface.
- Driving through deep sand or mud.



To disable DSC, press and briefly hold the DSC OFF switch on the fascia. The DSC off warning lamp will illuminate continuously. See **35, DYNAMIC STABILITY CONTROL (DSC) OFF (AMBER)**. Deactivating DSC also reduces the level of Traction control intervention and may lead to an increase in wheel spin.

## SWITCHING DSC ON

DSC is re-enabled by one of the following:

- Press and briefly hold the DSC OFF switch.
- Start the engine.
- Select a new Terrain response special programme.