





CHARGING THE VEHICLE BATTERY

 **Make sure the correct type and rating of charger is used. Using an unsuitable charger may damage the battery, and could cause the battery to explode.**


 **Always charge the battery in a well ventilated area, away from any naked flames, sparks or other ignition sources. During charging, the battery can produce a highly explosive and flammable gas.**


 The battery must be disconnected and removed from the vehicle before charging. Failure to do so could result in damage to the vehicle's electrical system.


 Always follow the instructions supplied with the battery charger. Failure to do so may result in damage to the battery.


1. Disconnect the battery and remove it from the vehicle.
2. Connect the battery charger in accordance with the charger manufacturer's instructions.
3. Once the charge is complete, switch off the power to the charger.
4. Disconnect the charger cables from the battery.
5. Allow the battery to stand for an hour before connecting to the vehicle. This will allow any explosive gases to dissipate and reduce the risk of explosion.


REPLACING THE VEHICLE BATTERY


 **Switch the ignition off before disconnecting battery terminals. Always disconnect the negative terminal first and reconnect last.**


 **Only fit a battery of the correct type and rating. Fitting an incorrect battery may result in a fire, or damage to the electrical system. If you are in any doubt when fitting a battery, seek qualified assistance.**


 **Use caution when lifting the battery out of, or into, the vehicle. It is heavy, and may cause injury when lifting, or if dropped.**


 **Do not tip the battery when lifting or moving, as tilting the battery more than 45 degrees may damage the battery, and may cause the electrolyte to leak out. Battery electrolyte is highly corrosive and toxic.**

 **When refitting the battery, make sure no metal objects, or vehicle components, come into contact with the battery terminals. Metal objects can cause a spark or short circuit, both of which may result in an explosion.**

 Make sure when fitting a battery to the vehicle, the terminals and battery clamps are clean and lightly coated with petroleum jelly. This will make sure that good electrical connections are made and help to prevent corrosion.

 Always follow the battery manufacturer's instructions. Failure to do so may result in damage to the vehicle and/or the electrical system.

 Do not rest the battery on any part of the vehicle, as it may cause damage due to its weight.

 Do not run the engine with the battery disconnected. Doing so may damage the charging system.

1. Make sure all electrical circuits are switched off, all of the windows are closed, and the alarm is disarmed.