




## DYNAMIC STABILITY CONTROL (DSC)


 **Dynamic Stability Control (DSC) is unable to compensate for driver misjudgement. It remains the driver's responsibility to drive with due care and attention, in a manner which is safe for the vehicle, its occupants and the other road users.**

 **This vehicle is not designed for cornering at the same speed as conventional passenger cars any more than a low-slung sports car is designed to perform satisfactorily under off-road conditions. If at all possible, avoid sharp turns or abrupt manoeuvres. As with other vehicles of this type, failure to operate the vehicle correctly may result in loss of control or vehicle rollover.**

DSC maintains vehicle stability, even in critical driving situations, when accelerating and when starting from a standstill. Additionally, it identifies unstable driving behaviour, such as understeer and oversteer and helps to keep the vehicle under control by manipulating the engine output and applying the brakes at individual wheels. Some noise may be generated when the brakes are applied.

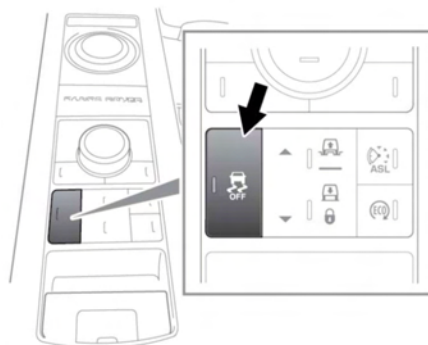
### SWITCHING DSC OFF

 **Safety may be reduced by inappropriately disabling DSC. In the majority of driving situations, and particularly on-road, it is recommended that you do not disable DSC.**

 **DSC must be switched off when traction devices are fitted. See 231, USING SNOW CHAINS.**

In some driving conditions it may be appropriate to disable DSC to improve traction. These conditions include:

- Rocking the vehicle out of a hollow or deep rut.
- Pulling away in deep snow, or a loose surface.
- Driving through deep sand or mud.



E140348

To disable DSC, press and briefly hold the DSC OFF switch. The DSC OFF warning lamp will illuminate (see 60, **DYNAMIC STABILITY CONTROL (DSC) OFF (AMBER)**). Deactivating DSC also reduces the level of Traction control intervention and may lead to an increase in wheel spin.

**Note:** DSC cannot be disabled in Automatic mode. See 132, **TERRAIN RESPONSE OPERATION**.

### SWITCHING DSC ON

**Note:** DSC is enabled automatically at the start of each ignition cycle.

Press and briefly hold the DSC OFF switch to re-enable DSC. Alternatively, select a new Terrain response special programme.

**Note:** DSC is automatically disabled when the ignition is switched off.