




# Tyre pressure monitoring system (TPMS)

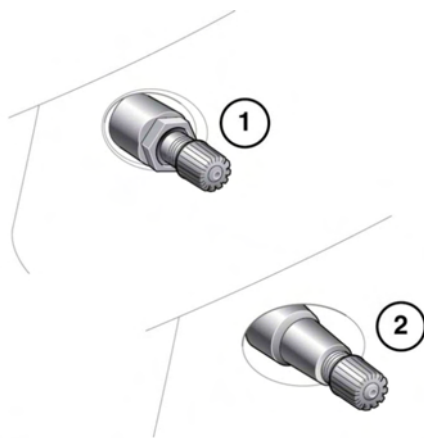
## TYRE PRESSURE MONITORING SYSTEM

-  TPMS provides a low pressure warning and does not re-inflate your tyres. Tyre pressures should be checked regularly using an accurate pressure gauge when the tyres cold.
-  TPMS can NOT register damage to a tyre. Regularly check the condition of your tyres, especially if the vehicle is driven off-road
-  When inflating tyres, care should be taken to avoid bending or damaging the TPMS valves. Always ensure correct alignment of the inflation head to the valve stem.

**Note:** Non-approved accessories may interfere with the system. If this occurs, **TYRE PRESSURE MONITORING FAULT** is displayed in the Message centre.

**Note:** Different types of tyre may affect TPMS performance. Always replace tyres in accordance with recommendations.

TPMS constantly monitors the tyre pressure in each wheel, including the full size spare. Temporary use spare tyres are not monitored. See **225, TEMPORARY USE SPARE WHEEL AND TYRE CHANGE**.



E132513

Wheels fitted with TPMS can be visually identified by the external metal lock nut and valve (1). All Land Rover non-TPMS wheels have a rubber valve fitted (2).

**Note:** At each tyre change, a special service kit is required for each TPMS valve.

Tyre pressures should be checked regularly when cold and adjusted as necessary. The presence of TPMS does not remove the need to do this to ensure vehicle safety. See **228, TYRE PRESSURES**.

The tyre pressure warning lamp (see **61, TYRE PRESSURE MONITORING SYSTEM (YELLOW)**) illuminates when 1 or more of the tyres are significantly under-inflated, accompanied with a message in the Message centre. Stop and check the tyres as soon as possible and inflate them to the recommended pressure for the vehicle loading condition.

TPMS also monitors the full size spare tyre pressure. If the pressure for the spare tyre is incorrect, the message **CHECK SPARE TYRE PRESSURE** is displayed, accompanied by illumination of the warning lamp.

## VEHICLE LOADING

When the vehicle is delivered, tyre pressures will be set to those displayed on the tyre pressures label. See **228, TYRE PRESSURES**. These pressures are suitable for loading the vehicle up to GVW (Gross Vehicle Weight). The TPMS will be set to monitor these tyre pressures.

It is possible to select a TPMS light load level that corresponds to a set of reduced tyre pressures. This light load setting is referred to as the Comfort setting and ride comfort will be improved providing the weight restriction for passengers and luggage is not exceeded. See **228, TYRE PRESSURES**.

TPMS levels can be set via the **Vehicle Set-Up** menu in the Message centre. See **64, INSTRUMENT PANEL MENU**.

**Note:** *The TPMS setting must correspond with the current tyre pressures.*

**Note:** *Make sure that the tyre pressures are correct for the vehicle load.*

## FULL SIZE SPARE WHEEL AND TYRE CHANGE

The system will automatically recognise any changes in wheel positions. The vehicle must be stationary for 15 minutes during the wheel and tyre change, to ensure that the system can detect the change. After driving above 25 km/h (18 mph) any deflation warning should clear within approximately 5 minutes.

## TEMPORARY USE SPARE WHEEL AND TYRE CHANGE

If the temporary use spare wheel is fitted, the system will automatically recognise the change in wheel positions. After approximately 10 minutes of driving above 25 km/h (18 mph), the message **FRONT[REAR] RIGHT[LEFT] TYRE PRESSURE NOT MONITORED** will be displayed, accompanied by illumination of the warning lamp.

The warning lamp will first flash and then illuminate continuously. Extended use of the temporary use spare wheel will trigger the message **TYRE PRESSURE MONITORING SYSTEM FAULT**.

This TPMS display sequence will be activated at every ignition cycle until the temporary spare wheel is replaced by a full-size road wheel with a TPMS sensor fitted.

**Note:** *If in use, always replace the temporary spare wheel before having a TPMS fault investigated.*