



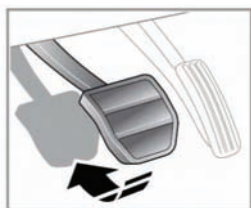
Starting the engine

STARTING THE ENGINE

 **Never start the engine, or leave it running, when the vehicle is in an enclosed space. Exhaust gasses are poisonous and can cause unconsciousness and death if inhaled.**

 If the engine fails to start, do not continue cranking as this will discharge the battery. It may also damage the catalytic converter due to unburnt fuel passing through the exhaust.

Note: *The Smart Key may not be detected if it is placed within a metal container or if it is shielded by a device with a back-lit LCD screen, such as a smart phone, laptop (including when inside a laptop bag), games console etc. Keep the Smart Key clear of such devices when attempting Keyless entry or Keyless starting.*



E146805



To start the engine.

1. Ensure that a valid Smart Key is inside the vehicle.
2. Ensure that Park (P) or Neutral (N) is selected.
3. Firmly depress the brake pedal.
4. Press and release the engine **START/STOP** button.

Note: *For diesel engined vehicles the delay period before cranking begins will be longer in low ambient temperatures due to extended glow plug operation. During this extended delay the brake pedal must remain depressed.*


Once the engine has started, the brake pedal can be released if it is safe to do so.

SWITCHING OFF THE ENGINE

Whilst the vehicle is stationary:

1. Ensure that the vehicle is parked with Park (P) selected and the parking brake applied.
2. Press and release the engine **START/STOP** button.

Whilst the vehicle is moving:

 It is not advisable to switch off the engine whilst the vehicle is moving. However, if a situation arises where engine switch off is urgent, the following procedure applies:

1. Press and hold the engine **START/STOP** button for 2 seconds, or
2. Press and release the engine **START/STOP** button twice within 2 seconds.

SWITCHING ON THE IGNITION



E146806



To switch on the ignition without starting the engine.

1. Ensure the brake pedal is not depressed and that a valid Smart Key is inside the vehicle.
2. Press and hold the engine **START/STOP** button until the warning lamps illuminate.
3. Release the engine **START/STOP** button.