






Fluid level checks

Antifreeze contains important corrosion inhibitors. The antifreeze content of the coolant must be maintained at 50% ± 5% all year round (not just in cold conditions). To ensure that the anti-corrosion properties of the coolant are retained, the antifreeze content should be checked once a year and completely renewed every ten years, regardless of distance travelled. Failure to do so may cause corrosion of the radiator and engine components.

Note: *In an emergency - and only if the approved antifreeze is unavailable - top-up the cooling system with clean water, but be aware of the resultant reduction in frost protection. Do not top-up or refill with conventional antifreeze formulations. If in doubt consult a qualified technician.*

Ensure the cap is tightened fully after top-up is completed by turning the cap until the ratchet cap clicks.

CHECKING THE BRAKE FLUID LEVEL

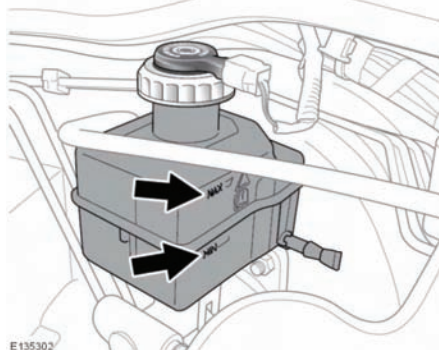
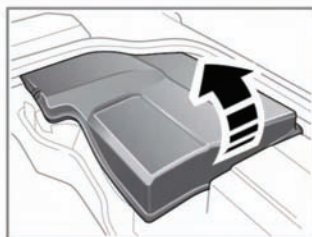
-  **Brake fluid is highly toxic - keep containers sealed and out of the reach of children. If accidental consumption of fluid is suspected, seek medical attention immediately.**
-  **If the fluid comes into contact with the skin or eyes, rinse immediately with plenty of water.**
-  **Take care not to spill brake fluid onto a hot engine - a fire may result.**
-  **Do not drive the vehicle with the fluid level below the MIN mark.**
-  **Seek qualified assistance immediately if brake pedal travel is unusually long or if there is any significant loss of brake fluid. Driving under such conditions could result in extended stopping distances or complete brake failure.**



If the quantity of fluid in the brake reservoir drops below the recommended level, a red warning lamp in the instrument pack will illuminate.

Note: *If the warning lamp illuminates while the vehicle is being driven, stop the vehicle as soon as safety permits by gently applying the brakes. Check and top-up the fluid level if necessary.*

With the vehicle on level ground, check the fluid level at least every week (more frequently in high mileage or arduous operating conditions).



The left-hand or right-hand under bonnet cover must be removed to check the brake fluid level, dependent on the vehicle being left-hand drive (left-hand cover) or right-hand drive. See **177, UNDER BONNET COVERS - REMOVAL**.

Look at the fluid level through the side of the transparent reservoir without removing the filler cap. The brake fluid must be between the **MAX** and **MIN** marks.