


# Seat belts

 **When using seat belts to restrain items other than occupants, take care to ensure that the belts are not damaged, or exposed to sharp edges.**

## SEAT BELT CHECKS

*Note: If the vehicle is parked on an incline, the seat belt mechanism may lock. This is not a fault and the belt should be gently eased out from the upper anchorage.*


The seat belts should be inspected regularly to check for fraying, cuts, wear to the webbing and the condition and security of the mechanism, buckles, adjusters and mounting points.


- With the seat belt fastened, give the webbing near the buckle a quick upward pull. The buckle must remain securely locked.
- With the seat belt unfastened, unreel the seat belt to the limit of its travel. Check that it unreels smoothly with no snatches or snags. Allow the belt to fully retract, again checking for smooth operation.
- Partially unreel the seat belt, then hold the tongue plate and give a quick forward pull. The mechanism must lock and prevent any further unreeling.

If any of the seat belts fail to meet those criteria, immediately contact your Dealer/Authorised Repairer.

## SEAT BELT PRE-TENSIONERS

The seat belt pre-tensioners activate in conjunction with the Supplementary Restraint System (SRS) to provide additional protection in the event of a severe frontal impact. They automatically reduce any slack in a seatbelt to reduce forward movement of a front seat occupant.

 **The seat belt pre-tensioners will activate only once and then must be replaced. Failure to replace them will reduce the effectiveness of the SRS in reducing the risk of serious injury or death in the event of an accident.**

 **After any impact, have the seat belts and pre-tensioners checked and, if necessary, replaced by a Dealer/Authorised Repairer.**

## SEAT BELT REMINDER



Beltminder commences when the vehicle is motion and the driver's belt is unbuckled. Dependent on market, the warning indicator in the instrument pack illuminates, the message FASTEN SEAT BELTS appears in the message centre and an audible chime sounds. The visual and audible warnings applicable to the Beltminder feature are market dependent to meet individual market requirements. The warning signals given may also change depending on whether the vehicle is stationary or when the vehicle speed exceeds a pre-determined threshold. In certain markets, the Beltminder feature also applies to the front passenger seat.

**Note:** *Objects placed on the front passenger seat may activate the seat belt reminder warning chime and indicator. It is recommended that any objects placed on the front passenger seat are secured using the seat belt.*