

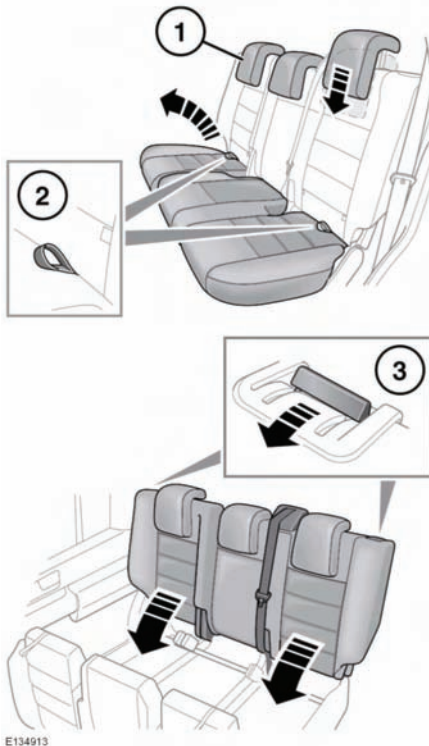


FOLDING THE REAR SEATS

-  Always ensure that objects carried within the vehicle are secured properly.
-  Never allow passengers to travel in the load space under any circumstances. All vehicle occupants should be seated correctly, and wear a seat belt at all times when the vehicle is in motion.

FOLDING THE SEATS (5 seat vehicle)




The split fold rear seat can be folded completely to accommodate large loads, or partially to accommodate large loads and still retain seating for passengers.

To fold part or all of the seat:

1. Fully lower the head restraints.
2. Pull the strap on the required cushion(s), to raise to the vertical position.
3. Pull the seat backrest release lever(s), then lower the backrest(s) until locked into place.

Note: Some 5-seat models are fitted with the same type of seat as the 7-seat model.

RAISING THE SEATS (5 seat vehicle)

-  Ensure that when the backrest is raised the locking mechanism is fully engaged. If the backrests are not fully locked in place, red markers will be visible around the backrest levers.



E134914

Pull the strap (4) vertically to unlock the seats, then raise the seats by following the lowering process in reverse.

Note: The head restraints should be raised to the correct position before the seats are used by a passenger.