

## Fluid level checks

An indication of the oil level is displayed in the gauge. Messages to the right of the gauge advise you of any action you may need to take.

If the oil level is within the required operating range, the message **Engine Oil Level OK** will be displayed. Do not add any additional oil to the engine.

If the oil level is below the required operating range, a message advising you how much oil to add will be displayed (e.g. **Add 0.5 Litre**). Add the recommended quantity of oil.




If the message **Engine Oil Level Overfilled** is displayed, seek qualified assistance immediately. Do not drive the vehicle as this will cause serious damage to the engine.

If the message **Engine Oil Level Underfilled** is displayed, add 1.5 litres (2.6 pints) of oil, then recheck the level.

If the message **Engine Oil Level Not Available** is displayed, the oil level is stabilising. Switch off the ignition, wait 10 minutes, then recheck the oil level display.

If the warning message **ENGINE OIL LEVEL MONITOR SYSTEM FAULT** is displayed, seek qualified assistance.

### TOPPING UP THE OIL

-  Your vehicle warranty may be invalidated if damage is caused by using oil that does not meet the required specification.
-  Failure to use an oil that meets the required specification could cause excessive engine wear, a build up of sludge and deposits, and increase pollution. It could also lead to engine failure.
-  Overfilling with oil could result in severe engine damage. Oil should be added in small quantities and the level

re-checked to ensure that the engine is not overfilled.

1. Remove the oil filler cap.
2. Add oil as instructed by the dipstick display (3.0 SD V6 Diesel and V8 Petrol engines) or to maintain the level between the **MIN** and **MAX** marks or notches on the dipstick (3.0 TD V6 Diesel engine).
3. Clean up any oil spilled during topping-up.
4. Check the oil level again after 10 minutes (3.0 SD V6 Diesel and V8 Petrol engines) or after 5 minutes (3.0 TD V6 Diesel engine).

It is essential to use the correct specification oil, and to ensure it is suitable for the climatic conditions in which the vehicle is to be operated.

**Note:** *The approximate quantity of oil required to raise the level from **MIN** to **MAX** on the dipstick is 1.5 litres (2.6 pints) for all models.*

### ENGINE OIL SPECIFICATION

Model	Specification
V8 Petrol engine	Use only 5W-20 oil meeting specification WSS-M2C925-A only.
V6 Diesel engines	Use only 5W-30 oil meeting specification WSS-M2C934-B.

Land Rover recommends: **Castrol EDGE Professional**

