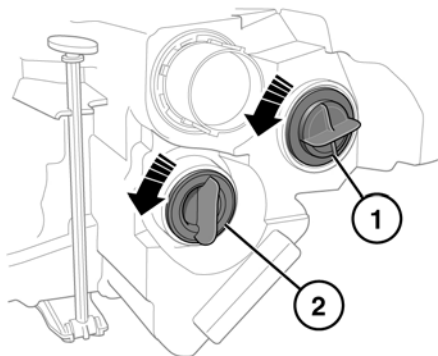


Removing the right side bulbs;

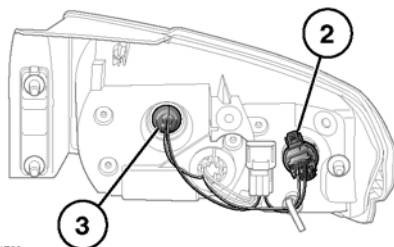
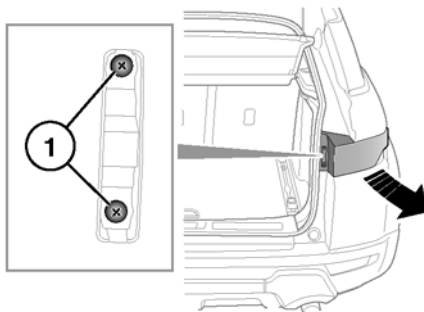


SL1918

To gain more room for accessibility, follow the process for moving the right side headlamp unit.

1. At the back of the headlamp unit, remove the turn signal bulb housing. Turn it counter clockwise to release.
2. To remove the side lamp bulb housing. Turn it counter clockwise to release.

REAR TURN SIGNAL AND REVERSING LAMP BULB REPLACEMENT



SL1730

1. Remove the 2 fixings.
2. Turn signal.
3. Reversing lamp

Turn the relevant bulb holder counter clockwise and pull to remove from the lamp unit. Grip the holder then press the bulb into the holder and turn counter clockwise to release the bulb. Pull the bulb up to remove.