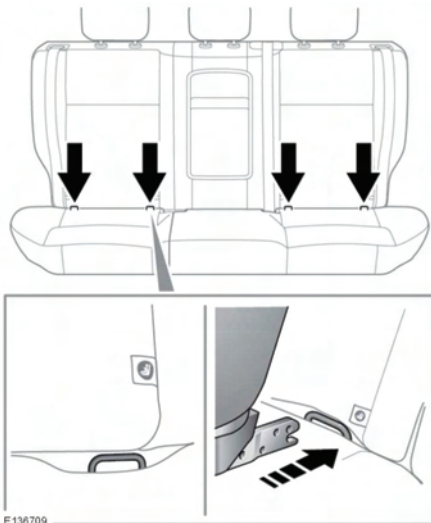


INSTALLING ISOFIX CHILD RESTRAINTS




To install an ISOFIX child seat:-


1. Raise or remove the head restraint. See **16, HEAD RESTRAINTS**.
2. Locate the ISOFIX locking mechanism.
3. Slide the child seat into the locking mechanism.
4. Test the security of the child restraint. To do this, attempt to pull the restraint away from the vehicle seat and twist the restraint from side to side. Even if the restraint appears secure, you should still check the anchor points visually, to ensure correct attachment.


Note: ISOFIX child restraints are only fitted to the second row of seats.


Note: Always ensure that if an upper tether is provided, it is fitted and tightened correctly.

TETHER ANCHORAGE POINTS

 Child restraint anchorages are designed to withstand only those loads imposed by correctly fitted child restraints. Under no circumstances are they to be used for adult seat belts, harnesses or for attaching other items or equipment to the vehicle.

 Always follow the child seat or restraint system manufacturer's instructions when fitting tether straps.


 When fitting a child seat or restraint system, always pass the tether strap over the top of the seat back and beneath the head restraint.


 If a child seat or restraint system is to be fitted to the centre seating position, the centre armrest must be in the stowed position (folded into the seat).

Your vehicle is equipped with anchorage points on the back of the second row seat frames. These should be used to attach straps from child seats or restraint systems.

Note: A tether anchorage is provided for the centre seat position. Do not use this anchor position with an ISOFIX child seat.

INSTALLING TETHER ANCHORAGE CHILD RESTRAINTS

 Child restraint anchorages are designed to withstand only those loads imposed by correctly fitted child restraints. Under no circumstances are they to be used for adult seat belts, harnesses or for attaching other items or equipment to the vehicle.

 Always follow the child seat or restraint system manufacturer's instructions when fitting tether straps.