


Note: The approximate quantity of oil required to raise the level from **MIN** to **MAX** on the dipstick is 1.2 litres (2.11 pints) - petrol models or 1.5 litres (2.64 pints) - diesel models.

CHECKING THE COOLANT LEVEL

 Running the engine without coolant will cause serious engine damage.


The coolant level in the expansion tank should be checked at least weekly (more frequently in high mileage or arduous operating conditions). Always check the level when the system is cold.





Ensure the coolant level remains between the level indicator marks located on the side of the expansion tank.


If the level has dropped suddenly, or by a large amount, the system may be leaking or overheating. Arrange for the vehicle to be examined by a qualified technician as soon as possible.


TOPPING UP THE COOLANT


 Never remove the filler cap when the engine is hot - escaping steam or scalding water could cause serious personal injury.


 Avoid spilling antifreeze onto a hot engine - a fire may result.


 Unscrew the filler cap slowly, allowing the pressure to escape before removing completely.

 Antifreeze is poisonous and can be fatal if swallowed - keep containers sealed and out of the reach of children. If accidental consumption is suspected, seek medical attention immediately.

 If the fluid comes into contact with the skin or eyes, rinse immediately with plenty of water.

 The use of non-approved antifreeze will have an adverse effect on the engine cooling system and therefore engine durability.

 Antifreeze will damage painted surfaces; soak up any spillage with an absorbent cloth immediately and wash the area with a mixture of car shampoo and water.

 When travelling in territories where the water supply contains salt, always ensure you carry a supply of fresh (rain or distilled) water. Topping up with salt water will cause serious engine damage.

Top-up to the upper level indicator mark located on the side of the expansion tank. See **162, LUBRICANTS AND FLUIDS**.