

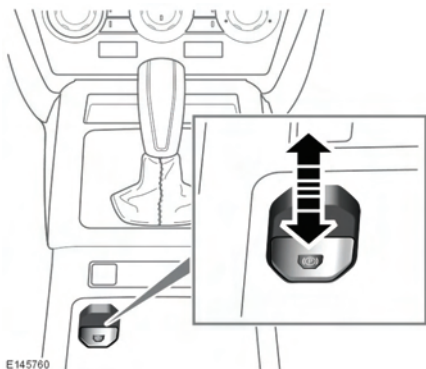


ELECTRIC PARKING BRAKE (EPB)

 The parking brakes operate on the rear wheels. Therefore, secure parking of the vehicle is dependent on being on a hard and stable surface.

 Do not rely on the parking brake to operate effectively, if the rear wheels have been immersed in mud or water.

Note: *If the vehicle is used in severe off-road conditions (e.g. wading, deep mud, etc.), additional maintenance and adjustment of the parking brake will be required. Consult your Land Rover Dealer/Authorised Repairer.*




With the ignition turned on, press the brake pedal and press down on the EPB switch. This will release the electronic parking brake.

With the vehicle stationary, pull up the EPB switch and release it to apply the parking brake. The parking brake warning lamp (see **47, PARKING BRAKE (RED)**) illuminates to indicate that the parking brake is applied.

If the EPB is operated when the vehicle speed is less than 3 km/h (2 mph) the vehicle will be brought to an abrupt stop. The stop lamps will not be illuminated.

With manual transmission the EPB is applied automatically if the ignition is switched off and the vehicle speed is below 3 km/h (2 mph). To prevent automatic operation, when the vehicle is stationary, press and hold the EPB switch in the release position. Within 5 seconds, switch off the ignition and continue to hold the EPB switch for a further 2 seconds.

With automatic transmission manual application of the EPB is required.

 Driving the vehicle with the parking brake applied, or repeated use of the parking brake to slow the vehicle, may cause serious damage to the brake system.

In an emergency, with the vehicle travelling more than 3 km/h (2 mph), pulling on the EPB switch and holding gives a gradual reduction in the speed. The brake warning lamp will illuminate accompanied by a warning tone and a warning message in the message centre. The stop lamps will illuminate.

If the vehicle is stationary with the EPB applied and the transmission in **D** or **R**, pressing the accelerator will release the EPB and allow the vehicle to move off.

Note: *Automatic release of the EPB is only possible when the driver's door is closed or the driver's seat belt is buckled.*

If the system detects a fault with the EPB, the amber brake warning lamp will illuminate accompanied by a message on the message centre.

If the system detects a fault while EPB is operating, the red parking brake warning lamp will flash, accompanied by a message in the message centre.

Note: *The red parking brake warning lamp will continue to be illuminated for at least ten seconds after the ignition has been turned off.*